

Site Usage

47,922 Visits

Previous: 36,060 (32.90%)

39.27% Bounce Rate

Previous: 28.46% (37.96%)

212,174 Pageviews

Previous: 162,601 (30.49%)

00:03:32 Avg. Time on Site

Previous: 00:03:40 (-3.88%)

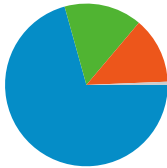
4.43 Pages/Visit

Previous: 4.51 (-1.81%)

81.10% % New Visits

Previous: 80.22% (1.09%)

Traffic Sources Overview



- **Search Engines**
33,869.00 (70.68%)
- **Referring Sites**
7,423.00 (15.49%)
- **Direct Traffic**
6,326.00 (13.20%)
- **Other**
304 (0.63%)

Content Overview

Pages	Pageviews	% Pageviews
/index.php		
Aug 1, 2009 - Aug 31, 2009	37,250	17.56%
Aug 1, 2008 - Aug 31, 2008	35,665	21.93%
% Change	4.44%	-19.96%
/accommodations/section/hotel		
Aug 1, 2009 - Aug 31, 2009	15,794	7.44%
Aug 1, 2008 - Aug 31, 2008	0	0.00%
% Change	100.00%	100.00%
/accommodations/section/resort		
Aug 1, 2009 - Aug 31, 2009	10,842	5.11%
Aug 1, 2008 - Aug 31, 2008	0	0.00%
% Change	100.00%	100.00%
/restaurants		
Aug 1, 2009 - Aug 31, 2009	7,970	3.76%
Aug 1, 2008 - Aug 31, 2008	0	0.00%
% Change	100.00%	100.00%
/accommodations/section/bandb		

Entrance Keywords: /index.php

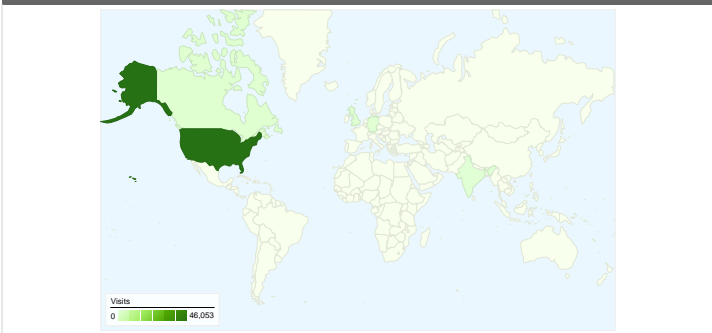
Keyword	Pageviews	% visits
amelia island		
Aug 1, 2009 - Aug 31, 2009	63,881	62.70%
Aug 1, 2008 - Aug 31, 2008	57,227	59.92%
% Change	11.63%	4.64%
amelia island florida		
Aug 1, 2009 - Aug 31, 2009	11,895	11.67%
Aug 1, 2008 - Aug 31, 2008	8,745	9.16%
% Change	36.02%	27.50%
amelia island fl		
Aug 1, 2009 - Aug 31, 2009	2,924	2.87%
Aug 1, 2008 - Aug 31, 2008	3,408	3.57%
% Change	-14.20%	-19.58%
amelia island, fl		
Aug 1, 2009 - Aug 31, 2009	2,391	2.35%
Aug 1, 2008 - Aug 31, 2008	3,794	3.97%
% Change	-36.98%	-40.93%
fernandina beach		
Aug 1, 2009 - Aug 31, 2009	2,331	2.29%
Aug 1, 2008 - Aug 31, 2008	3,244	3.40%
% Change	-28.14%	-32.64%

Aug 1, 2009 - Aug 31, 2009	7,399	3.49%
Aug 1, 2008 - Aug 31, 2008	0	0.00%
% Change	100.00%	100.00%

Visitors Overview

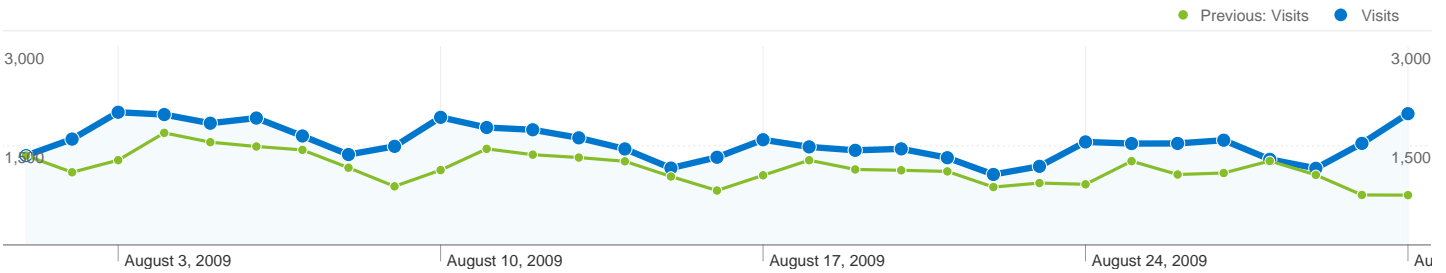


Map Overlay world



AMELIA ISLAND Traffic Sources Overview

Aug 1, 2009 - Aug 31, 2009
Comparing to: Aug 1, 2008 - Aug 31, 2008



All traffic sources sent a total of 47,922 visits

13.20% Direct Traffic

Previous: 9.80% (34.70%)

15.49% Referring Sites

Previous: 15.82% (-2.11%)

70.68% Search Engines

Previous: 74.33% (-4.91%)



- **Search Engines**
33,869.00 (70.68%)
- **Referring Sites**
7,423.00 (15.49%)
- **Direct Traffic**
6,326.00 (13.20%)
- **Other**
304 (0.63%)

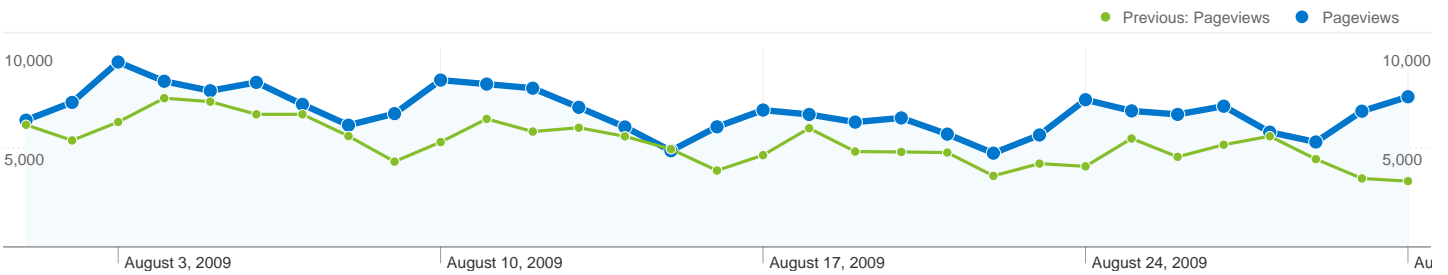
Top Traffic Sources

Sources	Visits	% visits
google (organic)		
Aug 1, 2009 - Aug 31, 2009	24,932	52.03%
Aug 1, 2008 - Aug 31, 2008	20,202	56.02%
% Change	23.41%	-7.13%
(direct) ((none))		
Aug 1, 2009 - Aug 31, 2009	6,326	13.20%
Aug 1, 2008 - Aug 31, 2008	3,534	9.80%
% Change	79.00%	34.70%
yahoo (organic)		
Aug 1, 2009 - Aug 31, 2009	4,153	8.67%
Aug 1, 2008 - Aug 31, 2008	3,185	8.83%
% Change	30.39%	-1.88%
bing (organic)		
Aug 1, 2009 - Aug 31, 2009	3,285	6.85%
Aug 1, 2008 - Aug 31, 2008	0	0.00%
% Change	100.00%	100.00%
fbfl.us (referral)		

Keywords	Visits	% visits
amelia island		
Aug 1, 2009 - Aug 31, 2009	16,531	48.81%
Aug 1, 2008 - Aug 31, 2008	13,510	50.41%
% Change	22.36%	-3.17%
amelia island florida		
Aug 1, 2009 - Aug 31, 2009	2,971	8.77%
Aug 1, 2008 - Aug 31, 2008	1,853	6.91%
% Change	60.33%	26.88%
amelia island hotels		
Aug 1, 2009 - Aug 31, 2009	1,185	3.50%
Aug 1, 2008 - Aug 31, 2008	443	1.65%
% Change	167.49%	111.68%
amelia island fl		
Aug 1, 2009 - Aug 31, 2009	765	2.26%
Aug 1, 2008 - Aug 31, 2008	722	2.69%
% Change	5.96%	-16.15%
amelia island, fl		

AMELIA ISLAND Content Overview

Aug 1, 2009 - Aug 31, 2009
Comparing to: Aug 1, 2008 - Aug 31, 2008



Pages on this site were viewed a total of 212,174 times

212,174 Pageviews
Previous: 162,601 (30.49%)

153,724 Unique Views
Previous: 122,261 (25.73%)

39.27% Bounce Rate
Previous: 28.46% (37.96%)

Top Content

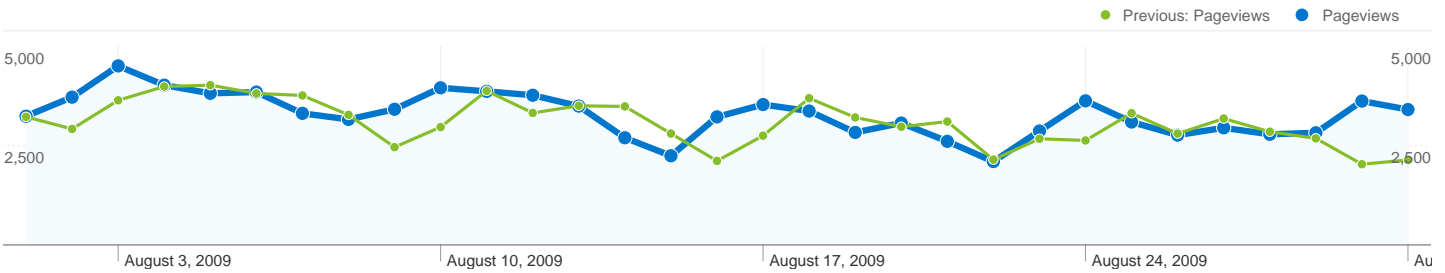
Pages	Pageviews	% Pageviews
/index.php		
Aug 1, 2009 - Aug 31, 2009	37,250	17.56%
Aug 1, 2008 - Aug 31, 2008	35,665	21.93%
% Change	4.44%	-19.96%
/accommodations/section/hotel		
Aug 1, 2009 - Aug 31, 2009	15,794	7.44%
Aug 1, 2008 - Aug 31, 2008	0	0.00%
% Change	100.00%	100.00%
/accommodations/section/resort		
Aug 1, 2009 - Aug 31, 2009	10,842	5.11%
Aug 1, 2008 - Aug 31, 2008	0	0.00%
% Change	100.00%	100.00%
/restaurants		
Aug 1, 2009 - Aug 31, 2009	7,970	3.76%
Aug 1, 2008 - Aug 31, 2008	0	0.00%
% Change	100.00%	100.00%
/accommodations/section/bandb		

Entrance Keywords:

/index.php

Aug 1, 2009 - Aug 31, 2009

Comparing to: Aug 1, 2008 - Aug 31, 2008



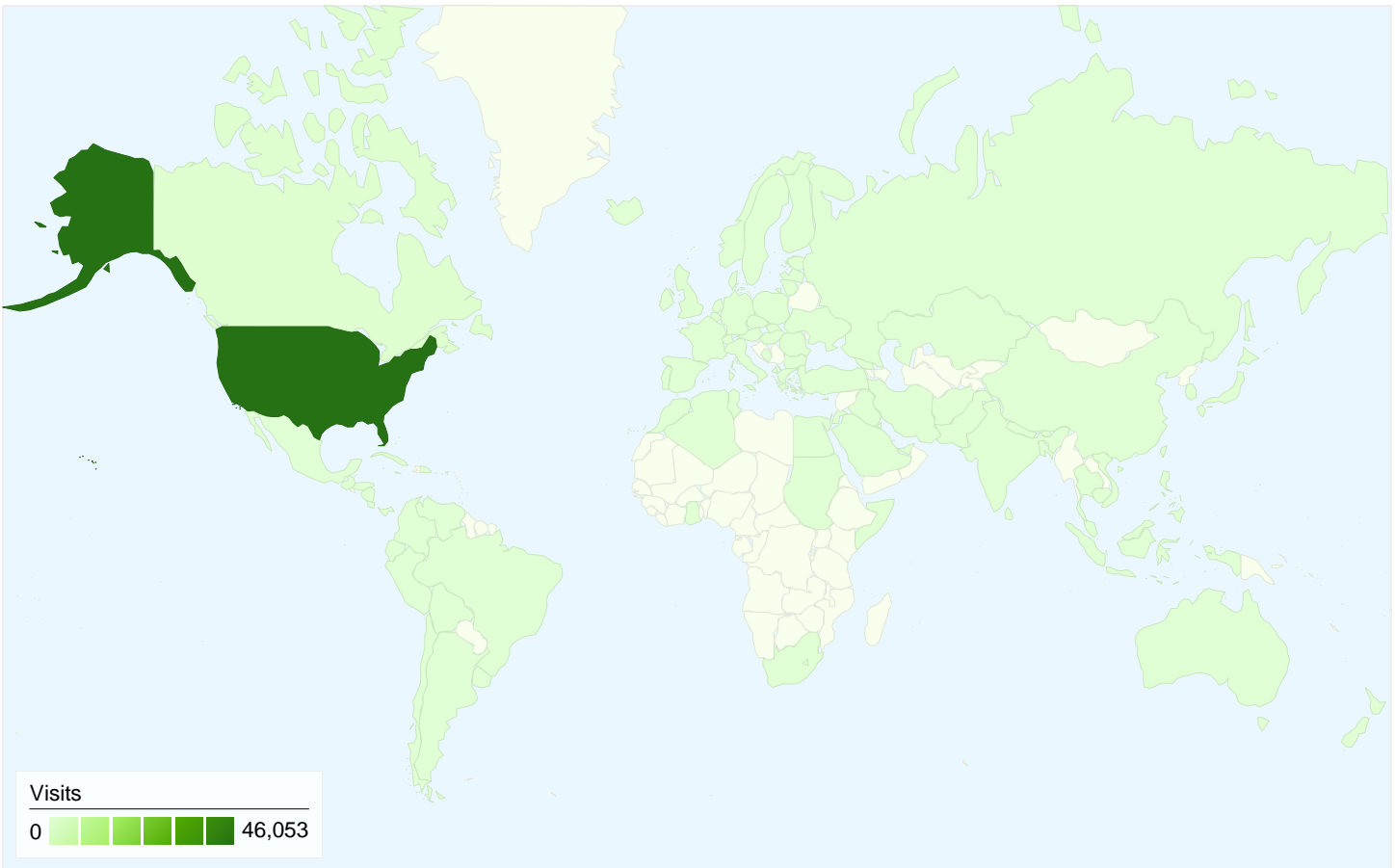
This page was viewed 101,888 times via 2,206 keywords

Content Performance

Pageviews	Unique Pageviews	Avg. Time on Page	Bounce Rate	% Exit	\$ Index	
101,888 Previous: 95,507 (6.68%)	75,007 Previous: 71,901 (4.32%)	00:00:59 Previous: 00:00:57 (3.80%)	36.27% Previous: 20.78% (74.54%)	20.97% Previous: 20.01% (4.79%)	\$0.00 Previous: \$0.00 (0.00%)	
Keyword	Pageviews	Unique Pageviews	Avg. Time on Page	Bounce Rate	% Exit	\$ Index
amelia island						
August 1, 2009 - August 31, 2009	63,881	47,453	00:00:58	35.98%	21.03%	\$0.00
August 1, 2008 - August 31, 2008	57,227	43,688	00:00:57	20.54%	20.22%	\$0.00
% Change	11.63%	8.62%	2.23%	75.11%	4.01%	0.00%
amelia island florida						
August 1, 2009 - August 31, 2009	11,895	8,628	00:00:59	33.75%	18.87%	\$0.00
August 1, 2008 - August 31, 2008	8,745	6,583	00:00:52	20.55%	18.81%	\$0.00
% Change	36.02%	31.06%	13.13%	64.23%	0.33%	0.00%
amelia island fl						
August 1, 2009 - August 31, 2009	2,924	2,178	00:01:03	37.32%	21.07%	\$0.00
August 1, 2008 - August 31, 2008	3,408	2,497	00:00:53	20.58%	18.08%	\$0.00
% Change	-14.20%	-12.78%	20.05%	81.34%	16.55%	0.00%
amelia island, fl						
August 1, 2009 - August 31, 2009	2,391	1,785	00:01:04	29.79%	20.03%	\$0.00
August 1, 2008 - August 31, 2008	3,794	2,887	00:00:55	21.36%	19.16%	\$0.00
% Change	-36.98%	-38.17%	16.23%	39.47%	4.55%	0.00%
fernandina beach						
August 1, 2009 - August 31, 2009	2,331	1,644	00:00:56	37.84%	20.89%	\$0.00
August 1, 2008 - August 31, 2008	3,244	2,333	00:01:06	21.58%	20.56%	\$0.00
% Change	-28.14%	-29.53%	-15.06%	75.33%	1.61%	0.00%
amelia island plantation						

August 1, 2009 - August 31, 2009	2,218	1,604	00:01:00	39.87%	20.60%	\$0.00
August 1, 2008 - August 31, 2008	1,491	1,165	00:01:01	27.42%	25.82%	\$0.00
% Change	48.76%	37.68%	-2.37%	45.43%	-20.21%	0.00%
amelia island, florida						
August 1, 2009 - August 31, 2009	1,282	910	00:01:08	35.16%	19.89%	\$0.00
August 1, 2008 - August 31, 2008	2,222	1,650	00:00:54	18.80%	17.91%	\$0.00
% Change	-42.30%	-44.85%	26.54%	87.03%	11.05%	0.00%
ameliaisland.com						
August 1, 2009 - August 31, 2009	334	230	00:01:25	20.41%	14.97%	\$0.00
August 1, 2008 - August 31, 2008	139	98	00:00:33	15.00%	15.11%	\$0.00
% Change	140.29%	134.69%	153.15%	36.05%	-0.91%	0.00%
fernandina beach fl						
August 1, 2009 - August 31, 2009	315	226	00:01:09	41.43%	22.54%	\$0.00
August 1, 2008 - August 31, 2008	543	387	00:00:54	23.00%	19.34%	\$0.00
% Change	-41.99%	-41.60%	27.76%	80.12%	16.56%	0.00%
ameilia island						
August 1, 2009 - August 31, 2009	282	198	00:01:04	25.86%	20.57%	\$0.00
August 1, 2008 - August 31, 2008	409	290	00:00:48	25.88%	19.07%	\$0.00
% Change	-31.05%	-31.72%	33.06%	-0.08%	7.85%	0.00%

1 - 10 of 2,206



47,922 visits came from 117 countries/territories

Site Usage

Visits	Pages/Visit	Avg. Time on Site	% New Visits	Bounce Rate	
47,922 Previous: 36,060 (32.90%)	4.43 Previous: 4.51 (-1.81%)	00:03:32 Previous: 00:03:40 (-3.88%)	81.11% Previous: 80.34% (0.96%)	39.27% Previous: 28.46% (37.96%)	
Country/Territory	Visits	Pages/Visit	Avg. Time on Site	% New Visits	Bounce Rate
United States					
August 1, 2009 - August 31, 2009	46,053	4.47	00:03:34	80.91%	38.86%
August 1, 2008 - August 31, 2008	34,751	4.53	00:03:42	80.10%	28.26%
% Change	32.52%	-1.40%	-3.70%	1.01%	37.50%
Canada					
August 1, 2009 - August 31, 2009	514	3.56	00:02:33	87.35%	43.39%
August 1, 2008 - August 31, 2008	362	4.28	00:03:05	83.15%	28.45%
% Change	41.99%	-16.86%	-17.21%	5.06%	52.48%
United Kingdom					
August 1, 2009 - August 31, 2009	363	3.85	00:03:22	84.57%	42.42%

August 1, 2008 - August 31, 2008	267	4.13	00:02:29	87.27%	32.21%
% Change	35.96%	-6.71%	35.79%	-3.09%	31.71%
Germany					
August 1, 2009 - August 31, 2009	187	4.59	00:03:27	69.52%	47.59%
August 1, 2008 - August 31, 2008	139	4.10	00:03:51	86.33%	27.34%
% Change	34.53%	11.89%	-10.39%	-19.47%	74.09%
India					
August 1, 2009 - August 31, 2009	55	2.29	00:02:06	94.55%	65.45%
August 1, 2008 - August 31, 2008	20	3.35	00:01:17	90.00%	60.00%
% Change	175.00%	-31.61%	64.08%	5.05%	9.09%
Netherlands					
August 1, 2009 - August 31, 2009	39	3.67	00:03:13	58.97%	25.64%
August 1, 2008 - August 31, 2008	17	3.53	00:02:24	88.24%	23.53%
% Change	129.41%	3.89%	33.93%	-33.16%	8.97%
Australia					
August 1, 2009 - August 31, 2009	30	2.57	00:01:25	93.33%	53.33%
August 1, 2008 - August 31, 2008	21	3.48	00:02:25	90.48%	23.81%
% Change	42.86%	-26.16%	-41.18%	3.16%	124.00%
Switzerland					
August 1, 2009 - August 31, 2009	28	5.89	00:03:27	96.43%	28.57%
August 1, 2008 - August 31, 2008	30	3.63	00:02:52	73.33%	30.00%
% Change	-6.67%	62.19%	20.31%	31.49%	-4.76%
Pakistan					
August 1, 2009 - August 31, 2009	27	1.63	00:02:09	62.96%	55.56%
August 1, 2008 - August 31, 2008	3	1.67	00:00:36	100.00%	66.67%
% Change	800.00%	-2.22%	261.79%	-37.04%	-16.67%
Norway					
August 1, 2009 - August 31, 2009	26	2.81	00:01:58	57.69%	65.38%
August 1, 2008 - August 31, 2008	7	1.57	00:00:23	100.00%	71.43%
% Change	271.43%	78.67%	413.38%	-42.31%	-8.46%

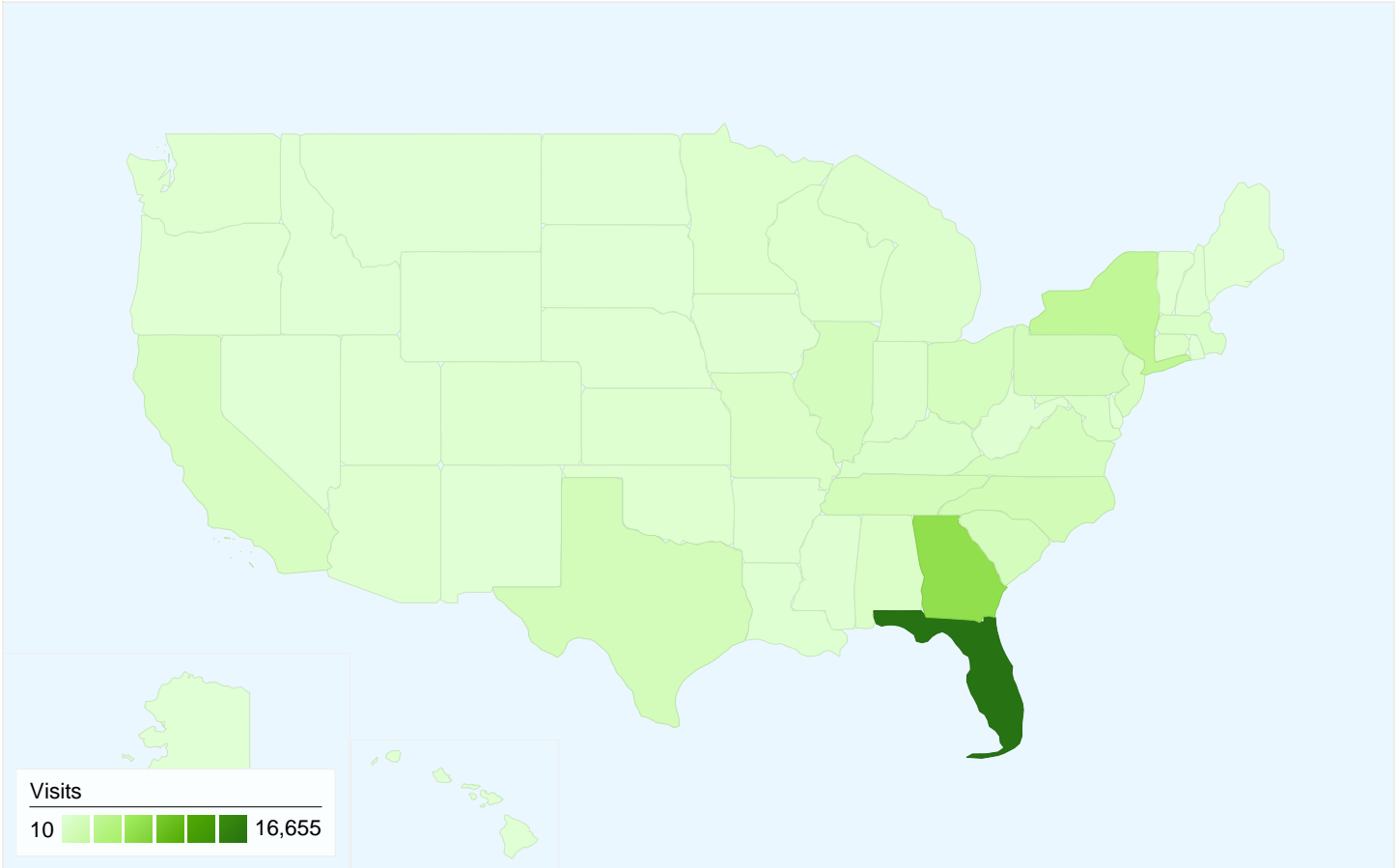
1 - 10 of 117

Country/Territory Detail:

United States

Aug 1, 2009 - Aug 31, 2009

Comparing to: Aug 1, 2008 - Aug 31, 2008



This country/territory sent 46,053 visits via 52 regions

Site Usage

Visits	Pages/Visit	Avg. Time on Site	% New Visits	Bounce Rate	
46,053 Previous: 34,751 (32.52%)	4.47 Previous: 4.53 (-1.40%)	00:03:34 Previous: 00:03:42 (-3.70%)	80.91% Previous: 80.10% (1.01%)	38.86% Previous: 28.26% (37.50%)	
Region	Visits	Pages/Visit	Avg. Time on Site	% New Visits	Bounce Rate
Florida					
August 1, 2009 - August 31, 2009	16,655	4.46	00:03:39	79.18%	41.17%
August 1, 2008 - August 31, 2008	10,519	4.76	00:04:07	77.12%	27.96%
% Change	58.33%	-6.38%	-11.25%	2.68%	47.25%
Georgia					
August 1, 2009 - August 31, 2009	6,903	4.81	00:03:52	79.56%	34.13%
August 1, 2008 - August 31, 2008	5,416	4.42	00:03:56	77.64%	28.18%
% Change	27.46%	8.84%	-1.98%	2.47%	21.13%
New York					

August 1, 2009 - August 31, 2009	3,011	4.08	00:03:04	83.39%	40.35%
August 1, 2008 - August 31, 2008	1,467	4.06	00:02:51	81.39%	32.65%
% Change	105.25%	0.48%	7.66%	2.46%	23.58%
North Carolina					
August 1, 2009 - August 31, 2009	1,406	4.58	00:03:40	82.79%	34.92%
August 1, 2008 - August 31, 2008	1,074	4.47	00:03:21	83.52%	26.91%
% Change	30.91%	2.29%	9.26%	-0.88%	29.78%
Tennessee					
August 1, 2009 - August 31, 2009	1,281	4.93	00:03:58	78.14%	39.19%
August 1, 2008 - August 31, 2008	1,096	4.58	00:03:37	77.28%	27.01%
% Change	16.88%	7.71%	9.59%	1.11%	45.10%
Texas					
August 1, 2009 - August 31, 2009	1,241	4.29	00:03:21	83.48%	41.66%
August 1, 2008 - August 31, 2008	945	4.37	00:02:50	83.17%	26.98%
% Change	31.32%	-1.90%	18.15%	0.37%	54.39%
Pennsylvania					
August 1, 2009 - August 31, 2009	1,236	4.37	00:03:23	81.07%	38.27%
August 1, 2008 - August 31, 2008	982	4.66	00:03:25	83.10%	24.75%
% Change	25.87%	-6.18%	-1.15%	-2.44%	54.65%
South Carolina					
August 1, 2009 - August 31, 2009	1,214	4.98	00:03:55	79.41%	33.11%
August 1, 2008 - August 31, 2008	822	4.57	00:03:51	80.90%	24.33%
% Change	47.69%	9.08%	1.66%	-1.85%	36.10%
Illinois					
August 1, 2009 - August 31, 2009	1,086	4.42	00:03:12	81.86%	35.64%
August 1, 2008 - August 31, 2008	856	4.57	00:03:26	83.18%	29.56%
% Change	26.87%	-3.24%	-6.70%	-1.58%	20.57%
Ohio					
August 1, 2009 - August 31, 2009	1,021	4.95	00:04:11	81.19%	36.53%
August 1, 2008 - August 31, 2008	839	4.54	00:03:12	84.62%	26.10%
% Change	21.69%	9.03%	30.45%	-4.05%	39.96%

1 - 10 of 52