

Site Usage

64,183 Visits

Previous: 53,909 (19.06%)

36.37% Bounce Rate

Previous: 27.32% (33.13%)

311,613 Pageviews

Previous: 250,566 (24.36%)

00:03:50 Avg. Time on Site

Previous: 00:03:49 (0.75%)

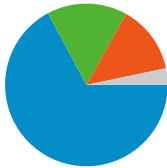
4.86 Pages/Visit

Previous: 4.65 (4.46%)

79.94% % New Visits

Previous: 75.82% (5.44%)

Traffic Sources Overview



- **Search Engines**
43,124.00 (67.19%)
- **Referring Sites**
10,212.00 (15.91%)
- **Direct Traffic**
8,734.00 (13.61%)
- **Other**
2,113 (3.29%)

Content Overview

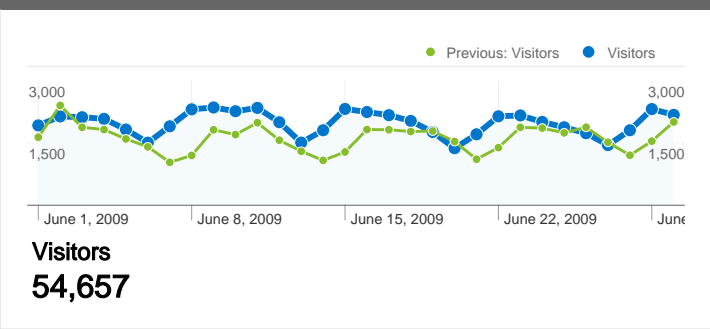
Pages	Pageviews	% Pageviews
/index.php		
Jun 1, 2009 - Jun 30, 2009	50,284	16.14%
Jun 1, 2008 - Jun 30, 2008	54,210	21.64%
% Change	-7.24%	-25.41%
/accommodations/section/hotel		
Jun 1, 2009 - Jun 30, 2009	26,850	8.62%
Jun 1, 2008 - Jun 30, 2008	0	0.00%
% Change	100.00%	100.00%
/accommodations/section/resort		
Jun 1, 2009 - Jun 30, 2009	13,889	4.46%
Jun 1, 2008 - Jun 30, 2008	0	0.00%
% Change	100.00%	100.00%
/accommodations/section/condo		
Jun 1, 2009 - Jun 30, 2009	13,385	4.30%
Jun 1, 2008 - Jun 30, 2008	0	0.00%
% Change	100.00%	100.00%
/restaurants		

Entrance Keywords: /index.php

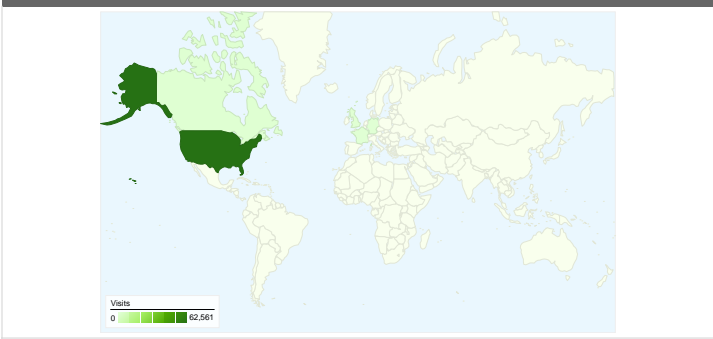
Keyword	Pageviews	% visits
amelia island		
Jun 1, 2009 - Jun 30, 2009	92,245	63.51%
Jun 1, 2008 - Jun 30, 2008	81,253	59.99%
% Change	13.53%	5.85%
amelia island florida		
Jun 1, 2009 - Jun 30, 2009	16,212	11.16%
Jun 1, 2008 - Jun 30, 2008	11,856	8.75%
% Change	36.74%	27.49%
fernandina beach		
Jun 1, 2009 - Jun 30, 2009	3,810	2.62%
Jun 1, 2008 - Jun 30, 2008	5,652	4.17%
% Change	-32.59%	-37.15%
amelia island fl		
Jun 1, 2009 - Jun 30, 2009	3,514	2.42%
Jun 1, 2008 - Jun 30, 2008	4,428	3.27%
% Change	-20.64%	-26.01%
amelia island, fl		
Jun 1, 2009 - Jun 30, 2009	3,171	2.18%
Jun 1, 2008 - Jun 30, 2008	5,790	4.28%
% Change	-45.23%	-48.94%

Jun 1, 2009 - Jun 30, 2009	10,490	3.37%
Jun 1, 2008 - Jun 30, 2008	0	0.00%
% Change	100.00%	100.00%

Visitors Overview

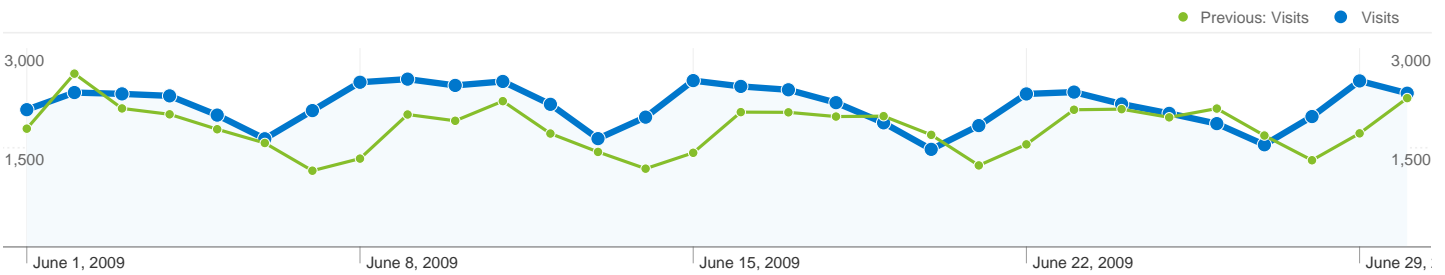


Map Overlay world



AMELIA ISLAND Traffic Sources Overview

Jun 1, 2009 - Jun 30, 2009
Comparing to: Jun 1, 2008 - Jun 30, 2008



All traffic sources sent a total of 64,183 visits

13.61% Direct Traffic

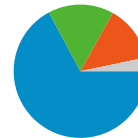
Previous: 9.44% (44.15%)

15.91% Referring Sites

Previous: 21.50% (-26.01%)

67.19% Search Engines

Previous: 69.00% (-2.63%)



- **Search Engines**
43,124.00 (67.19%)
- **Referring Sites**
10,212.00 (15.91%)
- **Direct Traffic**
8,734.00 (13.61%)
- **Other**
2,113 (3.29%)

Top Traffic Sources

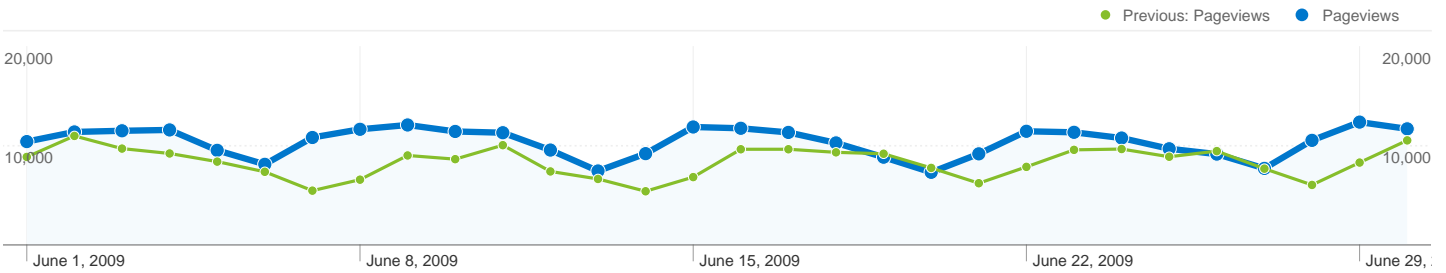
Sources	Visits	% visits
google (organic)		
Jun 1, 2009 - Jun 30, 2009	33,090	51.56%
Jun 1, 2008 - Jun 30, 2008	28,052	52.04%
% Change	17.96%	-0.92%
(direct) ((none))		
Jun 1, 2009 - Jun 30, 2009	8,734	13.61%
Jun 1, 2008 - Jun 30, 2008	5,089	9.44%
% Change	71.63%	44.15%
yahoo (organic)		
Jun 1, 2009 - Jun 30, 2009	5,694	8.87%
Jun 1, 2008 - Jun 30, 2008	4,063	7.54%
% Change	40.14%	17.71%
fbfl.us (referral)		
Jun 1, 2009 - Jun 30, 2009	2,982	4.65%
Jun 1, 2008 - Jun 30, 2008	2,592	4.81%
% Change	15.05%	-3.37%
bing (organic)		

Keywords	Visits	% visits
amelia island		
Jun 1, 2009 - Jun 30, 2009	21,697	50.31%
Jun 1, 2008 - Jun 30, 2008	18,675	50.20%
% Change	16.18%	0.22%
amelia island florida		
Jun 1, 2009 - Jun 30, 2009	3,573	8.29%
Jun 1, 2008 - Jun 30, 2008	2,454	6.60%
% Change	45.60%	25.59%
amelia island hotels		
Jun 1, 2009 - Jun 30, 2009	1,750	4.06%
Jun 1, 2008 - Jun 30, 2008	577	1.55%
% Change	203.29%	161.62%
amelia island fl		
Jun 1, 2009 - Jun 30, 2009	838	1.94%
Jun 1, 2008 - Jun 30, 2008	945	2.54%
% Change	-11.32%	-23.51%
amelia island, fl		

Jun 1, 2009 - Jun 30, 2009	2,574	4.01%	Jun 1, 2009 - Jun 30, 2009	742	1.72%
Jun 1, 2008 - Jun 30, 2008	0	0.00%	Jun 1, 2008 - Jun 30, 2008	1,215	3.27%
% Change	100.00%	100.00%	% Change	-38.93%	-47.32%

AMELIA ISLAND Content Overview

Jun 1, 2009 - Jun 30, 2009
Comparing to: Jun 1, 2008 - Jun 30, 2008




Pages on this site were viewed a total of 311,613 times

 **311,613** Pageviews

Previous: 250,566 (24.36%)

 **221,595** Unique Views

Previous: 188,666 (17.45%)

 **36.37%** Bounce Rate

Previous: 27.32% (33.13%)

Top Content

Pages	Pageviews	% Pageviews
/index.php		
Jun 1, 2009 - Jun 30, 2009	50,284	16.14%
Jun 1, 2008 - Jun 30, 2008	54,210	21.64%
% Change	-7.24%	-25.41%
/accommodations/section/hotel		
Jun 1, 2009 - Jun 30, 2009	26,850	8.62%
Jun 1, 2008 - Jun 30, 2008	0	0.00%
% Change	100.00%	100.00%
/accommodations/section/resort		
Jun 1, 2009 - Jun 30, 2009	13,889	4.46%
Jun 1, 2008 - Jun 30, 2008	0	0.00%
% Change	100.00%	100.00%
/accommodations/section/condo		
Jun 1, 2009 - Jun 30, 2009	13,385	4.30%
Jun 1, 2008 - Jun 30, 2008	0	0.00%
% Change	100.00%	100.00%
/restaurants		

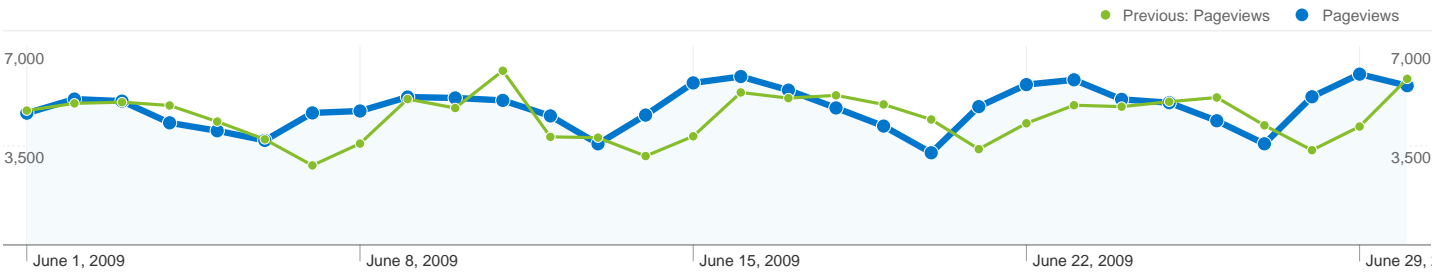
Jun 1, 2009 - Jun 30, 2009	10,490	3.37%
Jun 1, 2008 - Jun 30, 2008	0	0.00%
% Change	100.00%	100.00%

Entrance Keywords:

/index.php

Jun 1, 2009 - Jun 30, 2009

Comparing to: Jun 1, 2008 - Jun 30, 2008



This page was viewed 145,256 times via 2,628 keywords

Content Performance

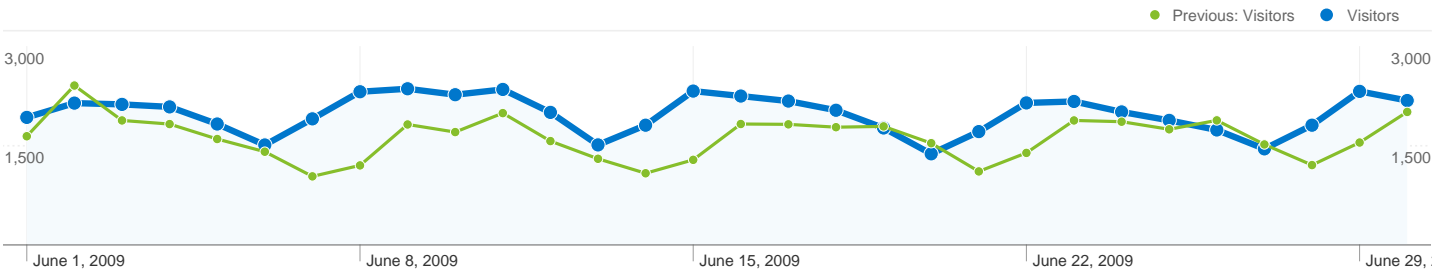
Pageviews	Unique Pageviews	Avg. Time on Page	Bounce Rate	% Exit	\$ Index	
145,256 Previous: 135,434 (7.25%)	104,830 Previous: 101,144 (3.64%)	00:00:57 Previous: 00:00:58 (-2.44%)	32.78% Previous: 17.58% (86.52%)	18.61% Previous: 18.99% (-1.99%)	\$0.00 Previous: \$0.00 (0.00%)	
Keyword	Pageviews	Unique Pageviews	Avg. Time on Page	Bounce Rate	% Exit	\$ Index
amelia island						
June 1, 2009 - June 30, 2009	92,245	66,951	00:00:56	32.13%	18.27%	\$0.00
June 1, 2008 - June 30, 2008	81,253	61,575	00:00:58	17.85%	19.36%	\$0.00
% Change	13.53%	8.73%	-2.80%	80.00%	-5.59%	0.00%
amelia island florida						
June 1, 2009 - June 30, 2009	16,212	11,754	00:00:57	30.85%	17.91%	\$0.00
June 1, 2008 - June 30, 2008	11,856	8,743	00:00:52	16.81%	17.76%	\$0.00
% Change	36.74%	34.44%	11.32%	83.52%	0.84%	0.00%
fernandina beach						
June 1, 2009 - June 30, 2009	3,810	2,578	00:00:51	34.82%	17.87%	\$0.00
June 1, 2008 - June 30, 2008	5,652	3,982	00:01:00	14.77%	18.14%	\$0.00
% Change	-32.59%	-35.26%	-15.06%	135.77%	-1.44%	0.00%
amelia island fl						
June 1, 2009 - June 30, 2009	3,514	2,595	00:00:59	32.25%	20.23%	\$0.00
June 1, 2008 - June 30, 2008	4,428	3,290	00:01:00	17.47%	18.13%	\$0.00
% Change	-20.64%	-21.12%	-1.79%	84.60%	11.57%	0.00%
amelia island, fl						
June 1, 2009 - June 30, 2009	3,171	2,376	00:01:01	34.80%	20.56%	\$0.00
June 1, 2008 - June 30, 2008	5,790	4,409	00:00:59	16.96%	18.41%	\$0.00
% Change	-45.23%	-46.11%	3.76%	105.12%	11.68%	0.00%
amelia island plantation						

June 1, 2009 - June 30, 2009	2,674	1,883	00:00:51	34.77%	19.78%	\$0.00
June 1, 2008 - June 30, 2008	647	498	00:00:57	28.76%	24.57%	\$0.00
% Change	313.29%	278.11%	-9.68%	20.92%	-19.50%	0.00%
amelia island, florida						
June 1, 2009 - June 30, 2009	1,452	1,074	00:00:53	39.50%	19.56%	\$0.00
June 1, 2008 - June 30, 2008	3,579	2,658	00:00:56	17.98%	17.60%	\$0.00
% Change	-59.43%	-59.59%	-5.36%	119.73%	11.12%	0.00%
fernandina beach florida						
June 1, 2009 - June 30, 2009	654	431	00:01:01	32.63%	15.14%	\$0.00
June 1, 2008 - June 30, 2008	1,841	1,273	00:01:04	13.49%	16.19%	\$0.00
% Change	-64.48%	-66.14%	-4.37%	141.81%	-6.48%	0.00%
ameliaisland.com						
June 1, 2009 - June 30, 2009	536	382	00:01:03	15.48%	15.49%	\$0.00
June 1, 2008 - June 30, 2008	16	10	00:00:59	33.33%	18.75%	\$0.00
% Change	3,250.00%	3,720.00%	7.54%	-53.57%	-17.41%	0.00%
amelia island hotels						
June 1, 2009 - June 30, 2009	511	324	00:01:05	18.18%	13.50%	\$0.00
June 1, 2008 - June 30, 2008	81	39	00:02:13	0.00%	20.99%	\$0.00
% Change	530.86%	730.77%	-51.23%	100.00%	-35.66%	0.00%

1 - 10 of 2,628

AMELIA ISLAND Visitors Overview

Jun 1, 2009 - Jun 30, 2009
Comparing to: Jun 1, 2008 - Jun 30, 2008



54,657 people visited this site

64,183 Visits

Previous: 53,909 (19.06%)

54,657 Absolute Unique Visitors

Previous: 43,859 (24.62%)

311,613 Pageviews

Previous: 250,566 (24.36%)

4.86 Average Pageviews

Previous: 4.65 (4.46%)

00:03:50 Time on Site

Previous: 00:03:49 (0.75%)

36.37% Bounce Rate

Previous: 27.32% (33.13%)

79.94% New Visits

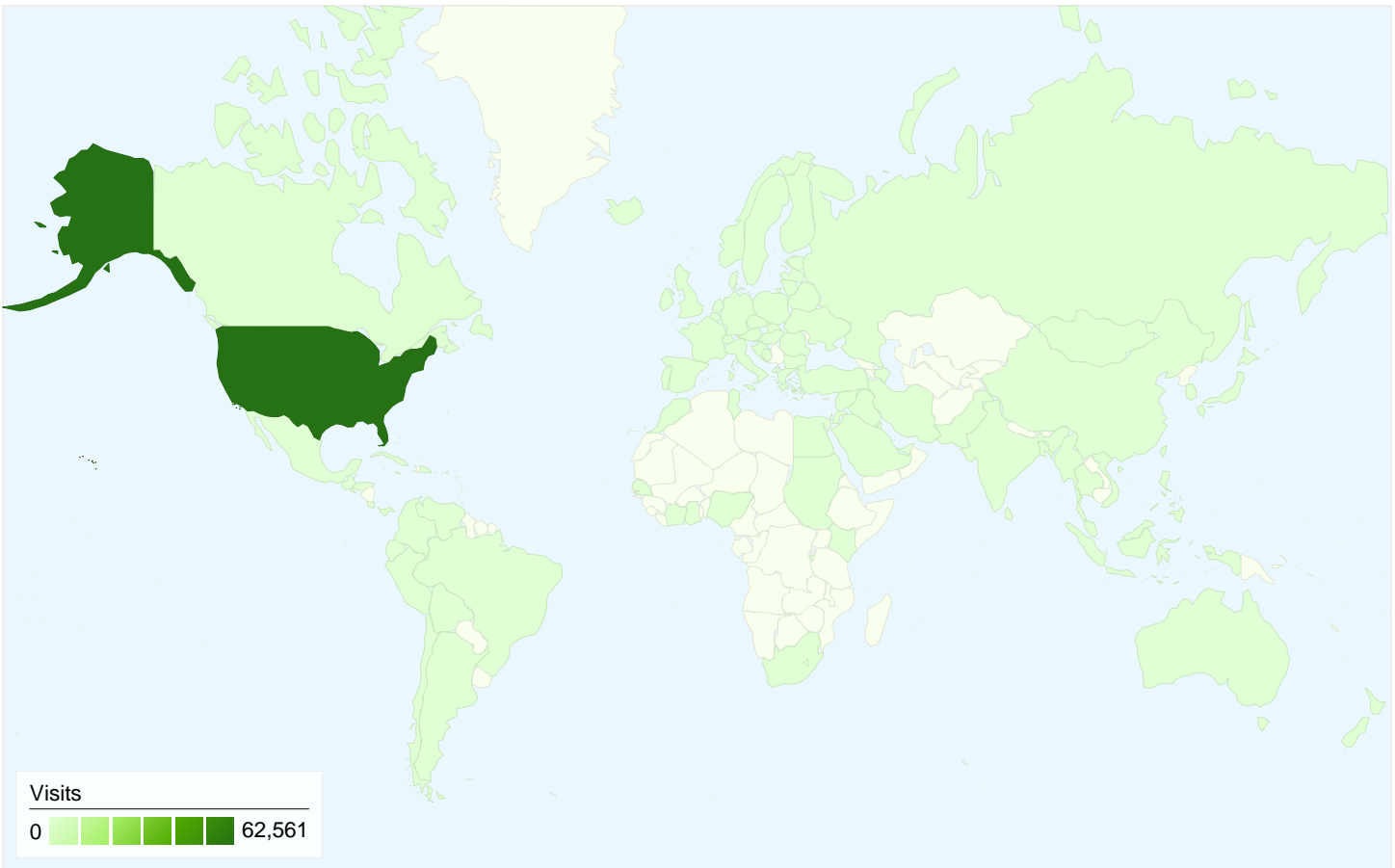
Previous: 75.82% (5.44%)

Technical Profile

Browser	Visits	% visits	Connection Speed	Visits	% visits
Internet Explorer			Cable		
Jun 1, 2009 - Jun 30, 2009	48,540	75.63%	Jun 1, 2009 - Jun 30, 2009	25,099	39.11%
Jun 1, 2008 - Jun 30, 2008	44,233	82.05%	Jun 1, 2008 - Jun 30, 2008	19,442	36.06%
% Change	9.74%	-7.83%	% Change	29.10%	8.43%
Firefox			DSL		
Jun 1, 2009 - Jun 30, 2009	9,813	15.29%	Jun 1, 2009 - Jun 30, 2009	17,102	26.65%
Jun 1, 2008 - Jun 30, 2008	6,689	12.41%	Jun 1, 2008 - Jun 30, 2008	13,892	25.77%
% Change	46.70%	23.22%	% Change	23.11%	3.40%

Safari		
Jun 1, 2009 - Jun 30, 2009	4,751	7.40%
Jun 1, 2008 - Jun 30, 2008	2,771	5.14%
% Change	71.45%	44.01%
Chrome		
Jun 1, 2009 - Jun 30, 2009	768	1.20%
Jun 1, 2008 - Jun 30, 2008	0	0.00%
% Change	100.00%	100.00%
Opera		
Jun 1, 2009 - Jun 30, 2009	110	0.17%
Jun 1, 2008 - Jun 30, 2008	52	0.10%
% Change	111.54%	77.68%

Unknown		
Jun 1, 2009 - Jun 30, 2009	13,610	21.20%
Jun 1, 2008 - Jun 30, 2008	12,751	23.65%
% Change	6.74%	-10.35%
T1		
Jun 1, 2009 - Jun 30, 2009	6,102	9.51%
Jun 1, 2008 - Jun 30, 2008	5,032	9.33%
% Change	21.26%	1.85%
Dialup		
Jun 1, 2009 - Jun 30, 2009	1,522	2.37%
Jun 1, 2008 - Jun 30, 2008	1,901	3.53%
% Change	-19.94%	-32.75%



64,183 visits came from 115 countries/territories

Site Usage

Visits	Pages/Visit	Avg. Time on Site	% New Visits	Bounce Rate	
64,183 Previous: 53,909 (19.06%)	4.86 Previous: 4.65 (4.46%)	00:03:50 Previous: 00:03:49 (0.75%)	79.96% Previous: 75.94% (5.30%)	36.37% Previous: 27.32% (33.13%)	
Country/Territory	Visits	Pages/Visit	Avg. Time on Site	% New Visits	Bounce Rate
United States					
June 1, 2009 - June 30, 2009	62,561	4.89	00:03:52	79.77%	36.03%
June 1, 2008 - June 30, 2008	52,519	4.67	00:03:50	75.74%	27.16%
% Change	19.12%	4.81%	0.86%	5.32%	32.63%
Canada					
June 1, 2009 - June 30, 2009	430	3.62	00:03:02	85.81%	45.35%
June 1, 2008 - June 30, 2008	350	4.40	00:03:09	80.57%	28.57%
% Change	22.86%	-17.76%	-3.88%	6.51%	58.72%
United Kingdom					
June 1, 2009 - June 30, 2009	263	3.75	00:03:12	90.11%	48.67%

June 1, 2008 - June 30, 2008	331	3.90	00:02:47	83.69%	29.91%
% Change	-20.54%	-3.88%	14.83%	7.68%	62.72%
Germany					
June 1, 2009 - June 30, 2009	152	3.39	00:02:31	75.66%	47.37%
June 1, 2008 - June 30, 2008	125	3.70	00:03:22	88.00%	28.00%
% Change	21.60%	-8.33%	-25.54%	-14.03%	69.17%
France					
June 1, 2009 - June 30, 2009	37	4.00	00:02:15	83.78%	45.95%
June 1, 2008 - June 30, 2008	54	3.17	00:02:00	83.33%	42.59%
% Change	-31.48%	26.32%	12.50%	0.54%	7.87%
Switzerland					
June 1, 2009 - June 30, 2009	36	4.89	00:02:58	77.78%	25.00%
June 1, 2008 - June 30, 2008	20	4.20	00:01:54	90.00%	45.00%
% Change	80.00%	16.40%	55.48%	-13.58%	-44.44%
Spain					
June 1, 2009 - June 30, 2009	35	4.80	00:04:26	97.14%	57.14%
June 1, 2008 - June 30, 2008	24	3.04	00:01:36	70.83%	41.67%
% Change	45.83%	57.81%	178.35%	37.14%	37.14%
Netherlands					
June 1, 2009 - June 30, 2009	33	2.88	00:03:00	81.82%	54.55%
June 1, 2008 - June 30, 2008	36	4.86	00:06:19	83.33%	25.00%
% Change	-8.33%	-40.78%	-52.42%	-1.82%	118.18%
India					
June 1, 2009 - June 30, 2009	33	2.61	00:04:05	100.00%	57.58%
June 1, 2008 - June 30, 2008	21	3.57	00:02:54	95.24%	52.38%
% Change	57.14%	-27.03%	40.78%	5.00%	9.92%
Italy					
June 1, 2009 - June 30, 2009	27	4.41	00:04:40	88.89%	48.15%
June 1, 2008 - June 30, 2008	23	2.78	00:01:54	95.65%	52.17%
% Change	17.39%	58.39%	145.00%	-7.07%	-7.72%

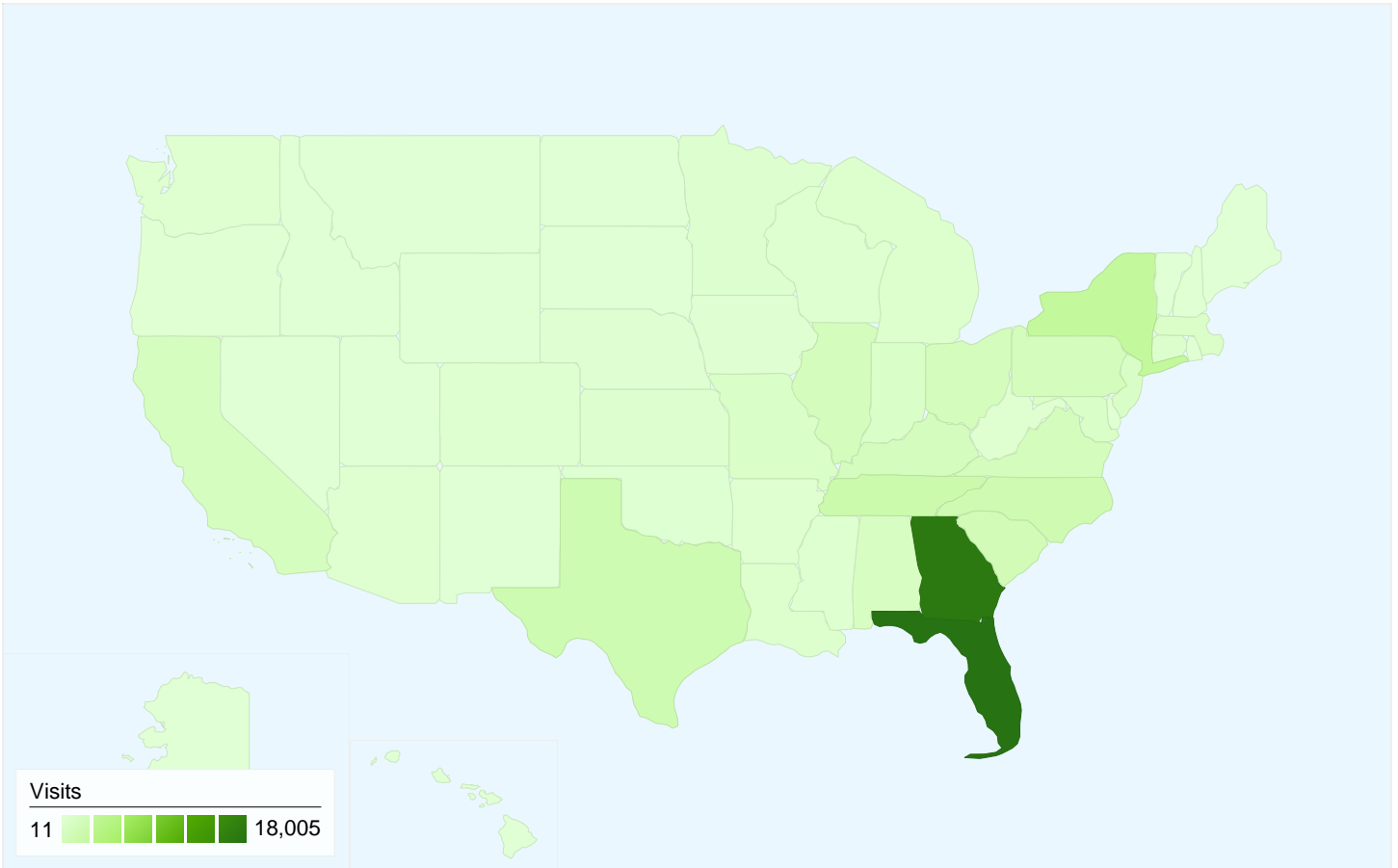
1 - 10 of 115

Country/Territory Detail:

United States

Jun 1, 2009 - Jun 30, 2009

Comparing to: Jun 1, 2008 - Jun 30, 2008



This country/territory sent 62,561 visits via 52 regions

Site Usage

Visits	Pages/Visit	Avg. Time on Site	% New Visits	Bounce Rate	
62,561 Previous: 52,519 (19.12%)	4.89 Previous: 4.67 (4.81%)	00:03:52 Previous: 00:03:50 (0.86%)	79.77% Previous: 75.74% (5.32%)	36.03% Previous: 27.16% (32.63%)	
Region	Visits	Pages/Visit	Avg. Time on Site	% New Visits	Bounce Rate
Florida					
June 1, 2009 - June 30, 2009	18,005	5.02	00:04:06	78.50%	36.09%
June 1, 2008 - June 30, 2008	14,816	4.84	00:04:09	74.53%	27.41%
% Change	21.52%	3.65%	-1.10%	5.32%	31.67%
Georgia					
June 1, 2009 - June 30, 2009	17,197	5.06	00:04:00	78.71%	35.90%
June 1, 2008 - June 30, 2008	13,077	4.45	00:03:53	73.26%	28.71%
% Change	31.51%	13.57%	3.25%	7.44%	25.06%
New York					

June 1, 2009 - June 30, 2009	2,973	4.26	00:03:11	83.48%	38.21%
June 1, 2008 - June 30, 2008	1,551	4.15	00:02:58	79.56%	29.40%
% Change	91.68%	2.65%	7.34%	4.93%	29.97%
Tennessee					
June 1, 2009 - June 30, 2009	2,087	5.39	00:04:12	80.83%	31.38%
June 1, 2008 - June 30, 2008	1,686	5.11	00:03:50	72.60%	22.78%
% Change	23.78%	5.61%	9.35%	11.34%	37.80%
North Carolina					
June 1, 2009 - June 30, 2009	1,872	4.83	00:03:53	80.07%	35.58%
June 1, 2008 - June 30, 2008	1,500	4.53	00:03:28	78.13%	27.87%
% Change	24.80%	6.63%	11.93%	2.48%	27.67%
Texas					
June 1, 2009 - June 30, 2009	1,854	4.58	00:03:23	83.50%	36.73%
June 1, 2008 - June 30, 2008	1,558	4.84	00:03:41	78.56%	22.79%
% Change	19.00%	-5.36%	-7.91%	6.28%	61.20%
South Carolina					
June 1, 2009 - June 30, 2009	1,607	5.22	00:04:12	77.85%	31.18%
June 1, 2008 - June 30, 2008	1,338	4.93	00:03:54	74.96%	25.41%
% Change	20.10%	5.97%	7.55%	3.85%	22.69%
Ohio					
June 1, 2009 - June 30, 2009	1,326	5.11	00:03:40	78.96%	32.20%
June 1, 2008 - June 30, 2008	1,146	4.97	00:03:45	75.39%	20.16%
% Change	15.71%	2.93%	-2.15%	4.73%	59.76%
Virginia					
June 1, 2009 - June 30, 2009	1,297	4.86	00:03:23	82.81%	36.31%
June 1, 2008 - June 30, 2008	1,089	4.49	00:03:22	78.70%	31.86%
% Change	19.10%	8.28%	0.42%	5.22%	13.97%
Pennsylvania					
June 1, 2009 - June 30, 2009	1,288	5.01	00:03:50	80.36%	34.01%
June 1, 2008 - June 30, 2008	1,164	4.41	00:03:20	81.19%	29.21%
% Change	10.65%	13.69%	14.58%	-1.02%	16.42%

1 - 10 of 52