

Site Usage

35,598 Visits

44.27% Bounce Rate

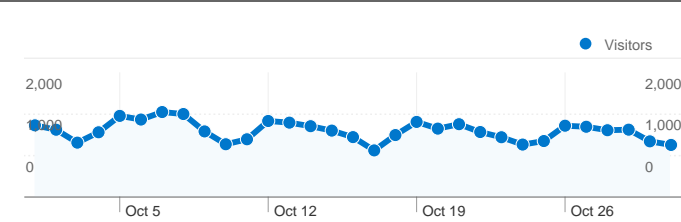
141,930 Pageviews

00:03:07 Avg. Time on Site

3.99 Pages/Visit

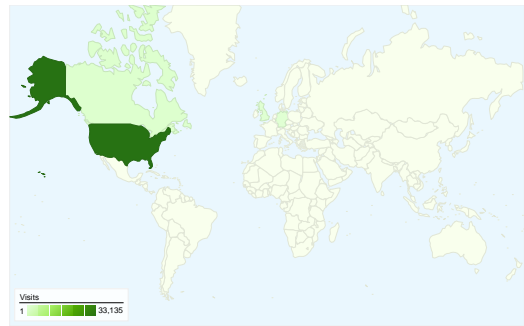
80.07% % New Visits

Visitors Overview

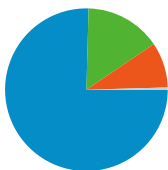


Visitors
30,564

Map Overlay world



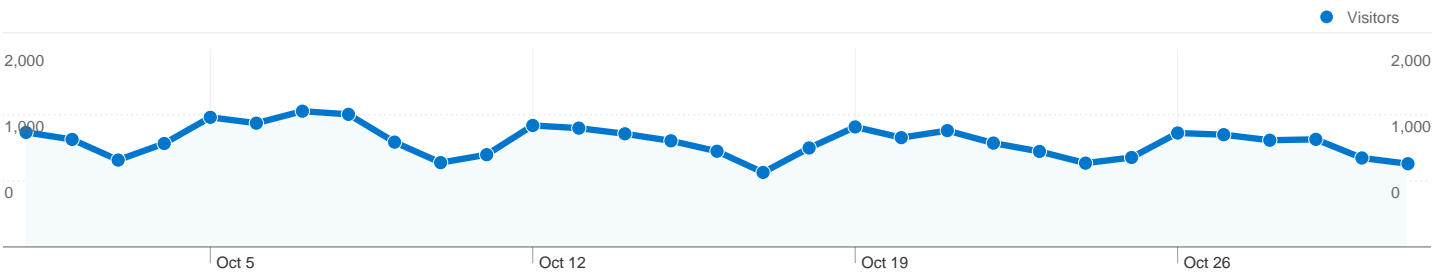
Traffic Sources Overview



- **Search Engines**
26,851.00 (75.43%)
- **Referring Sites**
5,374.00 (15.10%)
- **Direct Traffic**
3,214.00 (9.03%)
- **Other**
159 (0.45%)

Content Overview

Pages	Pageviews	% Pageviews
/	30,774	21.68%
/accommodations/section/hotel	9,697	6.83%
/accommodations/section/resort	5,509	3.88%
/restaurants	4,936	3.48%
/accommodations/section/band	4,724	3.33%



30,564 people visited this site

35,598 Visits

30,564 Absolute Unique Visitors

141,930 Pageviews

3.99 Average Pageviews

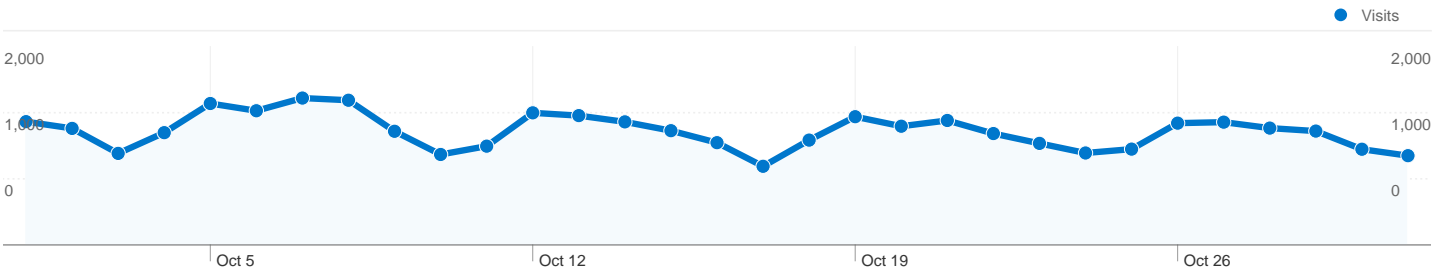
00:03:07 Time on Site

44.27% Bounce Rate




80.07% New Visits

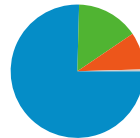
Technical Profile

Browser	Visits	% visits	Connection Speed	Visits	% visits
Internet Explorer	25,089	70.48%	Cable	15,685	44.06%
Firefox	5,903	16.58%	DSL	7,918	22.24%
Safari	3,788	10.64%	Unknown	7,056	19.82%
Chrome	605	1.70%	T1	3,761	10.57%
Mozilla	56	0.16%	Dialup	720	2.02%



All traffic sources sent a total of 35,598 visits

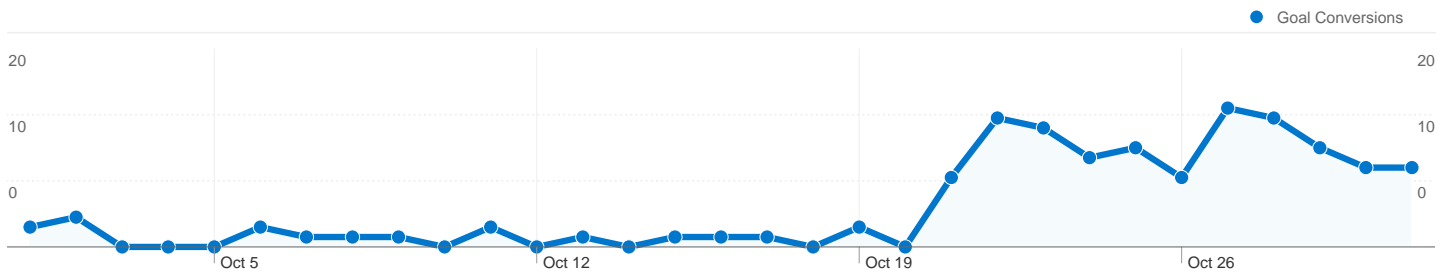
-  **9.03%** Direct Traffic
-  **15.10%** Referring Sites
-  **75.43%** Search Engines



- **Search Engines**
26,851.00 (75.43%)
- **Referring Sites**
5,374.00 (15.10%)
- **Direct Traffic**
3,214.00 (9.03%)
- **Other**
159 (0.45%)

Top Traffic Sources

Sources	Visits	% visits	Keywords	Visits	% visits
google (organic)	19,936	56.00%	amelia island	12,600	46.93%
(direct) ((none))	3,214	9.03%	amelia island florida	2,498	9.30%
yahoo (organic)	3,116	8.75%	amelia island fl	723	2.69%
bing (organic)	2,623	7.37%	amelia island hotels	632	2.35%
fbfl.us (referral)	1,397	3.92%	amelia island, fl	553	2.06%



Visitors completed 129 goal conversions


23 conversions, Goal 1: Seaside Salute Submit

106 conversions, Goal 2: Vacation Guide Request

0 conversions, Goal 3: Click to Download Guide

Goal Performance

Goal Conversion Rate

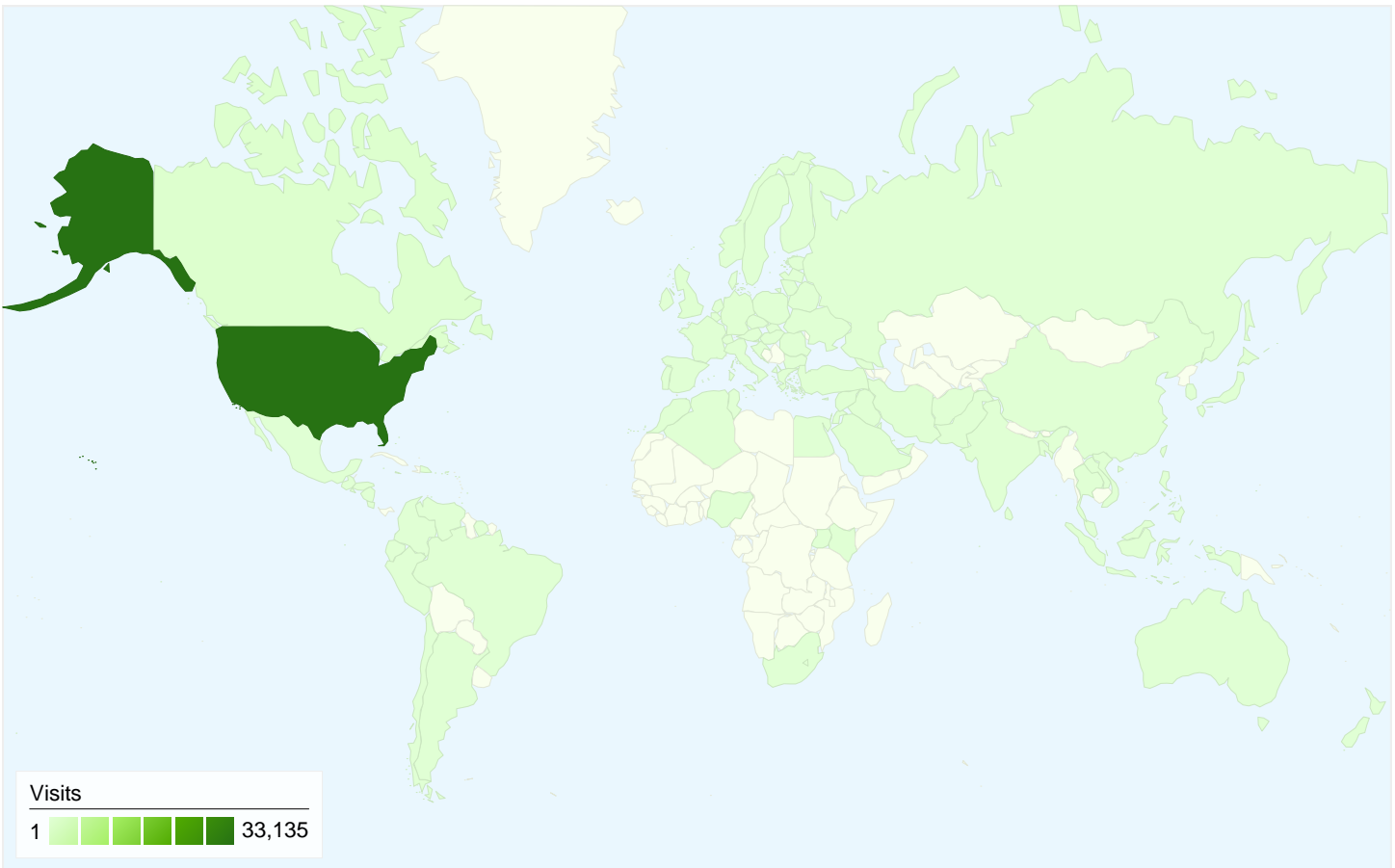


Goal Conversion Rate
0.36%

Total Goal Value

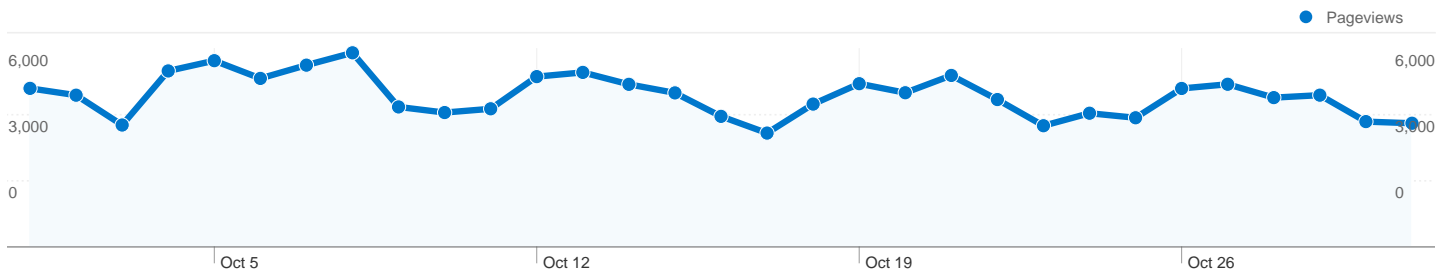


Total Goal Value
\$0.00



35,598 visits came from 109 countries/territories

Site Usage						
Visits	Pages/Visit	Avg. Time on Site	% New Visits	Bounce Rate		
35,598 % of Site Total: 100.00%	3.99 Site Avg: 3.99 (0.00%)	00:03:07 Site Avg: 00:03:07 (0.00%)	80.16% Site Avg: 80.07% (0.11%)	44.27% Site Avg: 44.27% (0.00%)		
Country/Territory	Visits	Pages/Visit	Avg. Time on Site	% New Visits	Bounce Rate	
United States	33,135	4.04	00:03:09	79.84%	43.88%	
(not set)	698	4.08	00:03:47	78.22%	39.97%	
Canada	602	3.71	00:02:46	84.55%	43.85%	
United Kingdom	282	2.79	00:01:52	86.17%	54.26%	
Germany	157	3.24	00:02:18	85.35%	46.50%	
Italy	35	2.43	00:00:36	82.86%	65.71%	
Netherlands	35	3.57	00:01:15	65.71%	48.57%	
Brazil	31	2.52	00:02:59	87.10%	64.52%	
France	30	2.27	00:02:13	96.67%	66.67%	



Pages on this site were viewed a total of 141,930 times

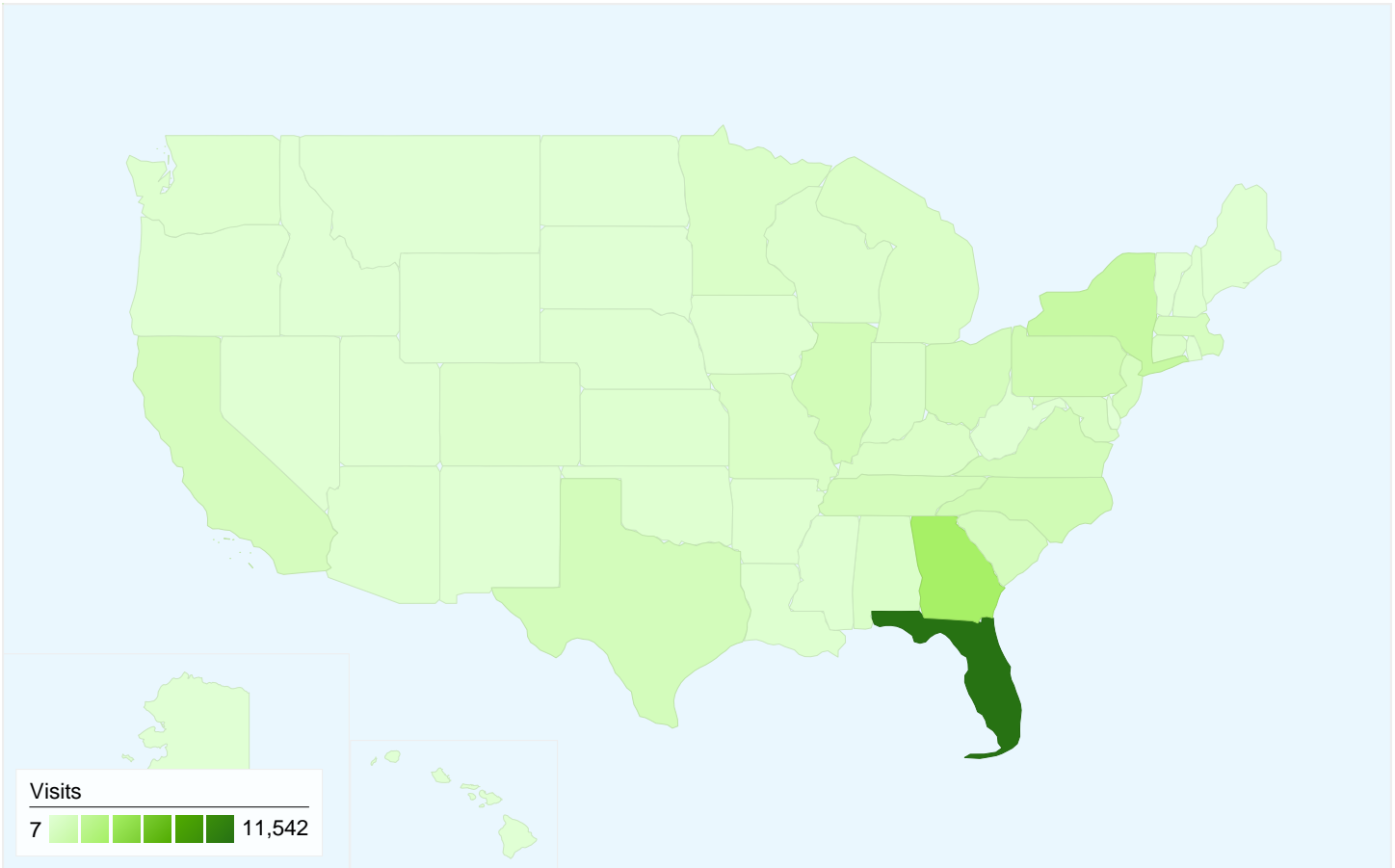
141,930 Pageviews

103,867 Unique Views

44.28% Bounce Rate

Top Content

Pages	Pageviews	% Pageviews
/	30,774	21.68%
/accommodations/section/hotel	9,697	6.83%
/accommodations/section/resort	5,509	3.88%
/restaurants	4,936	3.48%
/accommodations/section/bandb	4,724	3.33%



This country/territory sent 33,135 visits via 52 regions

Site Usage

Region	Visits	Pages/Visit	Avg. Time on Site	% New Visits	Bounce Rate
Visits 33,135 % of Site Total: 93.08%	Pages/Visit 4.04 Site Avg: 3.99 (1.32%)	Avg. Time on Site 00:03:09 Site Avg: 00:03:07 (1.10%)	% New Visits 79.84% Site Avg: 80.07% (-0.29%)	Bounce Rate 43.88% Site Avg: 44.27% (-0.90%)	
Florida	11,542	4.42	00:03:28	76.80%	41.65%
Georgia	3,785	4.41	00:03:42	78.39%	39.74%
New York	1,676	3.25	00:02:12	81.92%	50.89%
Pennsylvania	1,102	3.66	00:02:32	79.40%	46.91%
North Carolina	1,081	4.09	00:03:25	83.35%	41.17%
Illinois	963	3.85	00:02:56	81.93%	44.34%
Virginia	889	3.83	00:02:58	81.55%	43.98%
Texas	871	3.24	00:02:30	87.03%	50.06%
Tennessee	842	4.46	00:03:42	77.43%	42.16%