

Site Usage

57,491 Visits
Previous: 52,459 (9.59%)

29.73% Bounce Rate
Previous: 25.64% (15.93%)

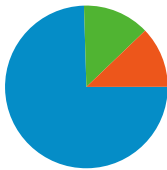
306,674 Pageviews
Previous: 242,247 (26.60%)

00:04:15 Avg. Time on Site
Previous: 00:03:43 (14.71%)

5.33 Pages/Visit
Previous: 4.62 (15.52%)

77.98% % New Visits
Previous: 76.88% (1.42%)

Traffic Sources Overview



- **Search Engines**
42,845.00 (74.52%)
- **Referring Sites**
7,653.00 (13.31%)
- **Direct Traffic**
6,986.00 (12.15%)
- **Other**
7 (0.01%)

Content Overview

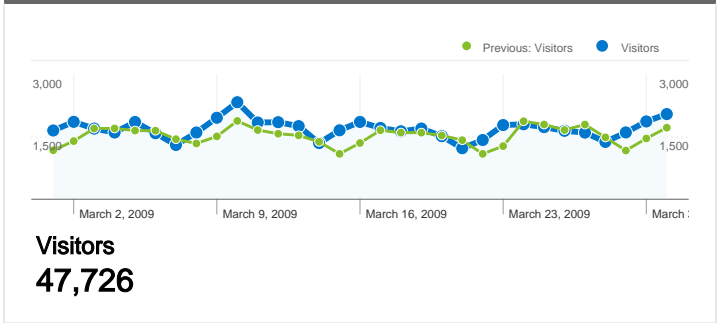
Pages	Pageviews	% Pageviews
/index.php		
Mar 1, 2009 - Mar 31, 2009	48,237	15.73%
Mar 1, 2008 - Mar 31, 2008	53,220	21.97%
% Change	-9.36%	-28.40%
/accommodations/section/hotel		
Mar 1, 2009 - Mar 31, 2009	27,163	8.86%
Mar 1, 2008 - Mar 31, 2008	0	0.00%
% Change	100.00%	100.00%
/accommodations/section/resort		
Mar 1, 2009 - Mar 31, 2009	16,142	5.26%
Mar 1, 2008 - Mar 31, 2008	0	0.00%
% Change	100.00%	100.00%
/accommodations/section/condo		
Mar 1, 2009 - Mar 31, 2009	14,204	4.63%
Mar 1, 2008 - Mar 31, 2008	0	0.00%
% Change	100.00%	100.00%
/accommodations/section/bandb		

Entrance Keywords: /index.php

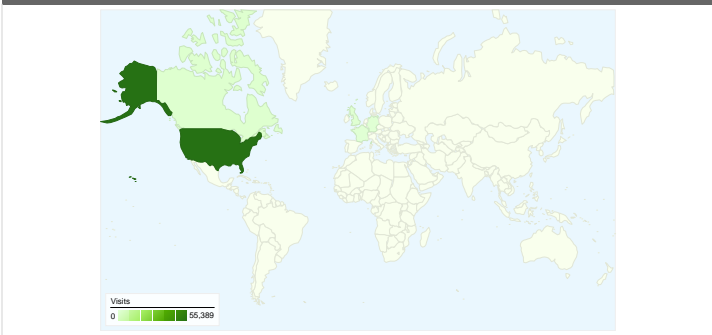
Keyword	Pageviews	% visits
amelia island		
Mar 1, 2009 - Mar 31, 2009	88,024	61.51%
Mar 1, 2008 - Mar 31, 2008	70,619	55.50%
% Change	24.65%	10.83%
amelia island florida		
Mar 1, 2009 - Mar 31, 2009	14,520	10.15%
Mar 1, 2008 - Mar 31, 2008	15,932	12.52%
% Change	-8.86%	-18.96%
fernandina beach		
Mar 1, 2009 - Mar 31, 2009	4,003	2.80%
Mar 1, 2008 - Mar 31, 2008	7,765	6.10%
% Change	-48.45%	-54.16%
amelia island, fl		
Mar 1, 2009 - Mar 31, 2009	3,918	2.74%
Mar 1, 2008 - Mar 31, 2008	4,280	3.36%
% Change	-8.46%	-18.60%
amelia island fl		
Mar 1, 2009 - Mar 31, 2009	3,663	2.56%
Mar 1, 2008 - Mar 31, 2008	3,523	2.77%
% Change	3.97%	-7.55%

Mar 1, 2009 - Mar 31, 2009	12,172	3.97%
Mar 1, 2008 - Mar 31, 2008	0	0.00%
% Change	100.00%	100.00%

Visitors Overview

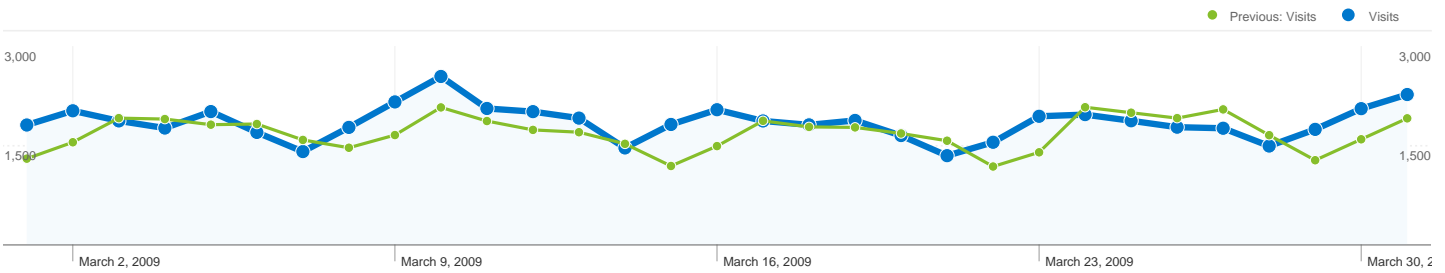


Map Overlay world



AMELIA ISLAND Traffic Sources Overview

Mar 1, 2009 - Mar 31, 2009
Comparing to: Mar 1, 2008 - Mar 31, 2008



All traffic sources sent a total of 57,491 visits

12.15% Direct Traffic

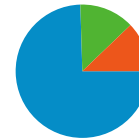
Previous: 5.74% (111.71%)

13.31% Referring Sites

Previous: 26.19% (-49.17%)

74.52% Search Engines

Previous: 68.07% (9.49%)



- **Search Engines**
42,845.00 (74.52%)
- **Referring Sites**
7,653.00 (13.31%)
- **Direct Traffic**
6,986.00 (12.15%)
- **Other**
7 (0.01%)

Top Traffic Sources

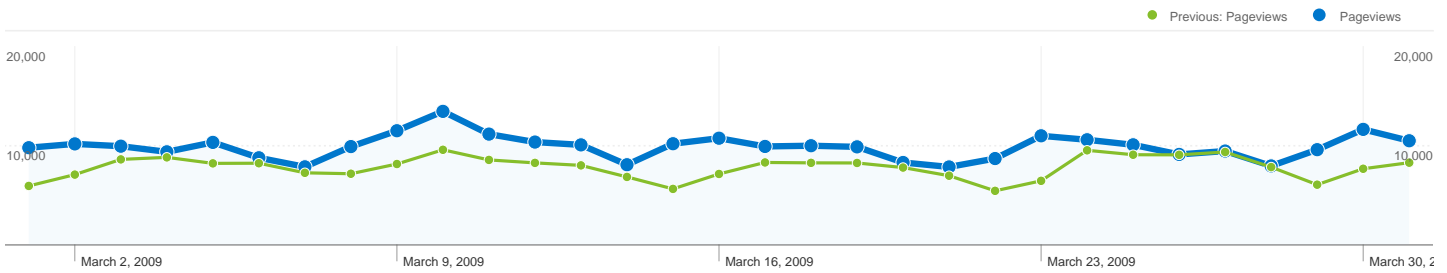
Sources	Visits	% visits
google (organic)		
Mar 1, 2009 - Mar 31, 2009	33,066	57.52%
Mar 1, 2008 - Mar 31, 2008	29,007	55.29%
% Change	13.99%	4.02%
(direct) ((none))		
Mar 1, 2009 - Mar 31, 2009	6,986	12.15%
Mar 1, 2008 - Mar 31, 2008	3,011	5.74%
% Change	132.02%	111.71%
yahoo (organic)		
Mar 1, 2009 - Mar 31, 2009	4,916	8.55%
Mar 1, 2008 - Mar 31, 2008	1,803	3.44%
% Change	172.66%	148.79%
fbfl.us (referral)		
Mar 1, 2009 - Mar 31, 2009	2,342	4.07%
Mar 1, 2008 - Mar 31, 2008	1,376	2.62%
% Change	70.20%	55.31%
msn (organic)		

Keywords	Visits	% visits
amelia island		
Mar 1, 2009 - Mar 31, 2009	23,083	53.88%
Mar 1, 2008 - Mar 31, 2008	17,414	48.77%
% Change	32.55%	10.47%
amelia island florida		
Mar 1, 2009 - Mar 31, 2009	3,196	7.46%
Mar 1, 2008 - Mar 31, 2008	3,516	9.85%
% Change	-9.10%	-24.25%
amelia island hotels		
Mar 1, 2009 - Mar 31, 2009	1,547	3.61%
Mar 1, 2008 - Mar 31, 2008	245	0.69%
% Change	531.43%	426.23%
fernandina beach		
Mar 1, 2009 - Mar 31, 2009	701	1.64%
Mar 1, 2008 - Mar 31, 2008	1,674	4.69%
% Change	-58.12%	-65.10%
amelia island plantation		

Mar 1, 2009 - Mar 31, 2009	2,176	3.78%	Mar 1, 2009 - Mar 31, 2009	694	1.62%
Mar 1, 2008 - Mar 31, 2008	2,006	3.82%	Mar 1, 2008 - Mar 31, 2008	152	0.43%
% Change	8.47%	-1.02%	% Change	356.58%	280.51%

AMELIA ISLAND Content Overview

Mar 1, 2009 - Mar 31, 2009
Comparing to: Mar 1, 2008 - Mar 31, 2008



Pages on this site were viewed a total of 306,674 times

 **306,674** Pageviews

Previous: 242,247 (26.60%)

 **214,901** Unique Views

Previous: 182,740 (17.60%)

 **29.73%** Bounce Rate

Previous: 25.64% (15.93%)

Top Content

Pages	Pageviews	% Pageviews
/index.php		
Mar 1, 2009 - Mar 31, 2009	48,237	15.73%
Mar 1, 2008 - Mar 31, 2008	53,220	21.97%
% Change	-9.36%	-28.40%
/accommodations/section/hotel		
Mar 1, 2009 - Mar 31, 2009	27,163	8.86%
Mar 1, 2008 - Mar 31, 2008	0	0.00%
% Change	100.00%	100.00%
/accommodations/section/resort		
Mar 1, 2009 - Mar 31, 2009	16,142	5.26%
Mar 1, 2008 - Mar 31, 2008	0	0.00%
% Change	100.00%	100.00%
/accommodations/section/condo		
Mar 1, 2009 - Mar 31, 2009	14,204	4.63%
Mar 1, 2008 - Mar 31, 2008	0	0.00%
% Change	100.00%	100.00%
/accommodations/section/bandb		

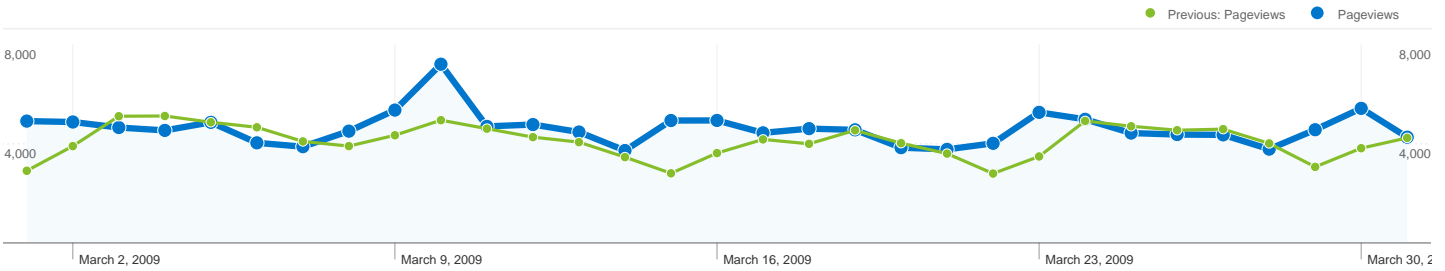
Mar 1, 2009 - Mar 31, 2009	12,172	3.97%
Mar 1, 2008 - Mar 31, 2008	0	0.00%
% Change	100.00%	100.00%

Entrance Keywords:

/index.php

Mar 1, 2009 - Mar 31, 2009

Comparing to: Mar 1, 2008 - Mar 31, 2008



This page was viewed 143,105 times via 2,569 keywords

Content Performance

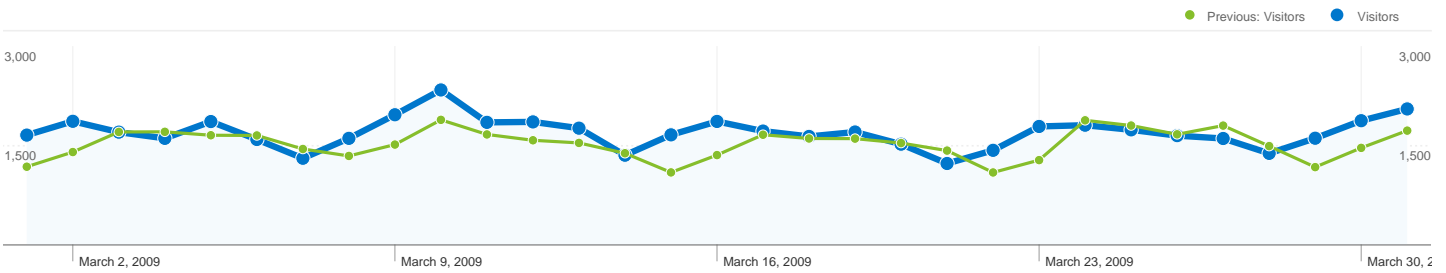
Pageviews	Unique Pageviews	Avg. Time on Page	Bounce Rate	% Exit	\$ Index	
143,105 Previous: 127,246 (12.46%)	103,426 Previous: 96,099 (7.62%)	00:00:57 Previous: 00:00:58 (-1.99%)	32.31% Previous: 19.53% (65.43%)	18.80% Previous: 19.65% (-4.35%)	\$0.00 Previous: \$0.00 (0.00%)	
Keyword	Pageviews	Unique Pageviews	Avg. Time on Page	Bounce Rate	% Exit	\$ Index
amelia island						
March 1, 2009 - March 31, 2009	88,024	64,603	00:00:57	32.46%	19.18%	\$0.00
March 1, 2008 - March 31, 2008	70,619	53,969	00:00:58	18.58%	19.79%	\$0.00
% Change	24.65%	19.70%	-1.51%	74.73%	-3.08%	0.00%
amelia island florida						
March 1, 2009 - March 31, 2009	14,520	10,478	00:00:55	30.27%	17.64%	\$0.00
March 1, 2008 - March 31, 2008	15,932	12,170	00:00:59	18.23%	18.84%	\$0.00
% Change	-8.86%	-13.90%	-6.24%	66.02%	-6.39%	0.00%
fernandina beach						
March 1, 2009 - March 31, 2009	4,003	2,686	00:00:53	29.22%	17.26%	\$0.00
March 1, 2008 - March 31, 2008	7,765	5,556	00:00:55	19.59%	18.51%	\$0.00
% Change	-48.45%	-51.66%	-3.50%	49.15%	-6.72%	0.00%
amelia island, fl						
March 1, 2009 - March 31, 2009	3,918	2,724	00:00:56	29.52%	15.54%	\$0.00
March 1, 2008 - March 31, 2008	4,280	3,277	00:00:59	16.67%	18.25%	\$0.00
% Change	-8.46%	-16.88%	-5.43%	77.11%	-14.82%	0.00%
amelia island fl						
March 1, 2009 - March 31, 2009	3,663	2,591	00:00:56	31.71%	16.71%	\$0.00
March 1, 2008 - March 31, 2008	3,523	2,627	00:00:57	17.78%	18.31%	\$0.00
% Change	3.97%	-1.37%	-2.48%	78.28%	-8.74%	0.00%
amelia island plantation						

March 1, 2009 - March 31, 2009	3,144	2,269	00:01:01	30.59%	19.75%	\$0.00
March 1, 2008 - March 31, 2008	566	428	00:01:01	32.58%	22.97%	\$0.00
% Change	455.48%	430.14%	-0.65%	-6.11%	-14.00%	0.00%
amelia island, florida						
March 1, 2009 - March 31, 2009	2,190	1,604	00:00:48	36.04%	17.99%	\$0.00
March 1, 2008 - March 31, 2008	2,989	2,263	00:00:52	22.09%	20.34%	\$0.00
% Change	-26.73%	-29.12%	-7.65%	63.13%	-11.55%	0.00%
fernandina beach fl						
March 1, 2009 - March 31, 2009	730	477	00:01:02	30.36%	14.66%	\$0.00
March 1, 2008 - March 31, 2008	2,025	1,470	00:01:00	23.75%	19.75%	\$0.00
% Change	-63.95%	-67.55%	3.62%	27.82%	-25.80%	0.00%
ameilia island						
March 1, 2009 - March 31, 2009	509	386	00:01:09	31.82%	20.63%	\$0.00
March 1, 2008 - March 31, 2008	573	429	00:01:23	11.32%	17.63%	\$0.00
% Change	-11.17%	-10.02%	-17.67%	181.06%	17.03%	0.00%
amilia island						
March 1, 2009 - March 31, 2009	478	335	00:00:46	36.54%	21.55%	\$0.00
March 1, 2008 - March 31, 2008	180	128	00:00:54	27.03%	20.00%	\$0.00
% Change	165.56%	161.72%	-14.13%	35.19%	7.74%	0.00%

1 - 10 of 2,569

AMELIA ISLAND Visitors Overview

Mar 1, 2009 - Mar 31, 2009
Comparing to: Mar 1, 2008 - Mar 31, 2008



47,726 people visited this site

 **57,491 Visits**

Previous: 52,459 (9.59%)

 **47,726 Absolute Unique Visitors**

Previous: 42,762 (11.61%)

 **306,674 Pageviews**


Previous: 242,247 (26.60%)

 **5.33 Average Pageviews**

Previous: 4.62 (15.52%)

 **00:04:15 Time on Site**

Previous: 00:03:43 (14.71%)

 **29.73% Bounce Rate**

Previous: 25.64% (15.93%)

 **77.98% New Visits**

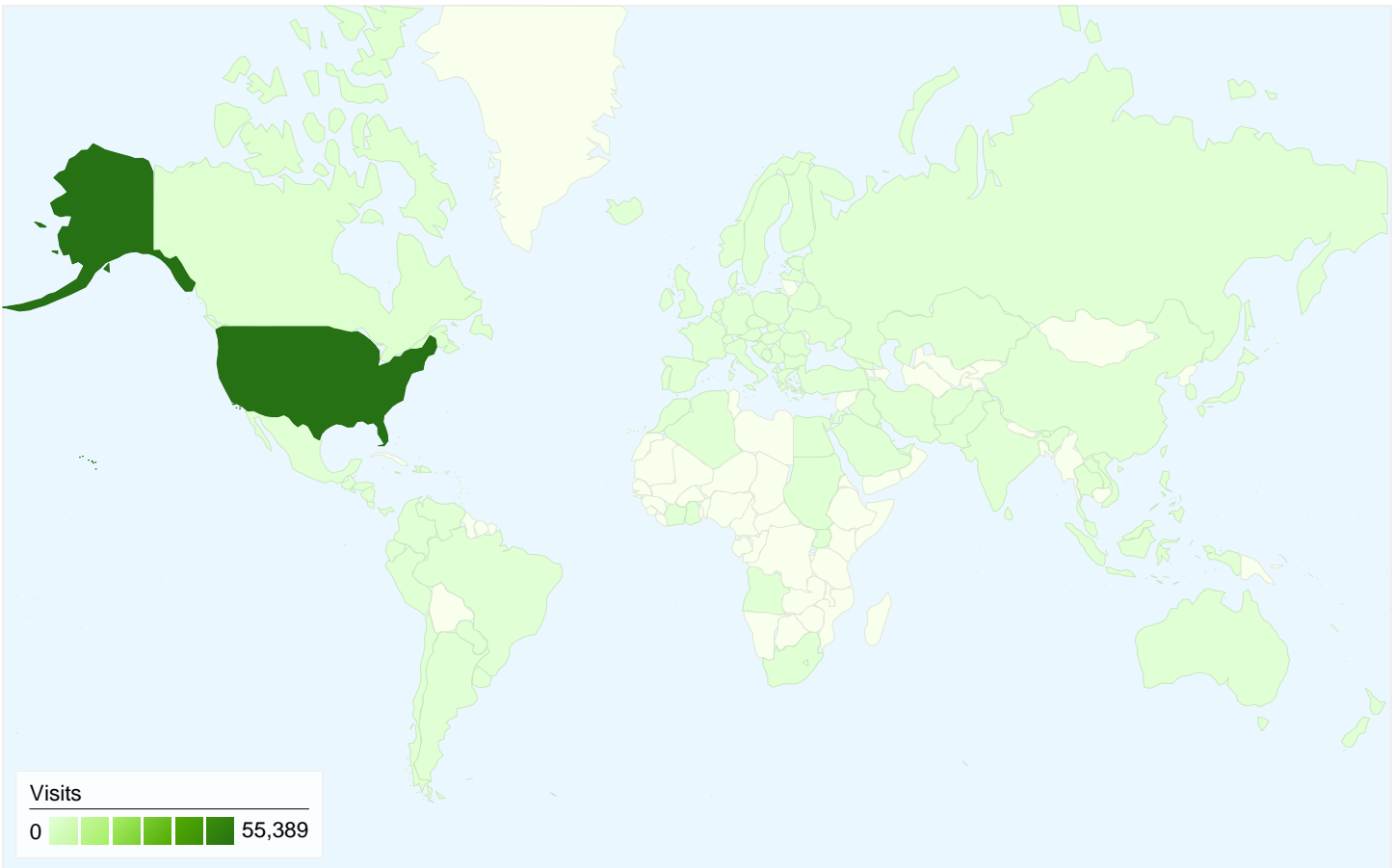
Previous: 76.88% (1.42%)

Technical Profile

Browser	Visits	% visits	Connection Speed	Visits	% visits
Internet Explorer			Cable		
Mar 1, 2009 - Mar 31, 2009	42,969	74.74%	Mar 1, 2009 - Mar 31, 2009	24,145	42.00%
Mar 1, 2008 - Mar 31, 2008	42,253	80.54%	Mar 1, 2008 - Mar 31, 2008	20,700	39.46%
% Change	1.69%	-7.21%	% Change	16.64%	6.43%
Firefox			DSL		
Mar 1, 2009 - Mar 31, 2009	9,057	15.75%	Mar 1, 2009 - Mar 31, 2009	13,886	24.15%
Mar 1, 2008 - Mar 31, 2008	6,621	12.62%	Mar 1, 2008 - Mar 31, 2008	12,320	23.49%
% Change	36.79%	24.82%	% Change	12.71%	2.85%

Safari		
Mar 1, 2009 - Mar 31, 2009	4,845	8.43%
Mar 1, 2008 - Mar 31, 2008	3,315	6.32%
% Change	46.15%	33.36%
Chrome		
Mar 1, 2009 - Mar 31, 2009	351	0.61%
Mar 1, 2008 - Mar 31, 2008	0	0.00%
% Change	100.00%	100.00%
Mozilla		
Mar 1, 2009 - Mar 31, 2009	74	0.13%
Mar 1, 2008 - Mar 31, 2008	57	0.11%
% Change	29.82%	18.46%

Unknown		
Mar 1, 2009 - Mar 31, 2009	11,477	19.96%
Mar 1, 2008 - Mar 31, 2008	11,938	22.76%
% Change	-3.86%	-12.28%
T1		
Mar 1, 2009 - Mar 31, 2009	5,813	10.11%
Mar 1, 2008 - Mar 31, 2008	4,896	9.33%
% Change	18.73%	8.34%
Dialup		
Mar 1, 2009 - Mar 31, 2009	1,388	2.41%
Mar 1, 2008 - Mar 31, 2008	1,747	3.33%
% Change	-20.55%	-27.50%



57,491 visits came from 119 countries/territories

Site Usage

Visits	Pages/Visit	Avg. Time on Site	% New Visits	Bounce Rate	
57,491 Previous: 52,459 (9.59%)	5.33 Previous: 4.62 (15.52%)	00:04:15 Previous: 00:03:43 (14.71%)	77.99% Previous: 76.97% (1.33%)	29.73% Previous: 25.64% (15.93%)	
Country/Territory	Visits	Pages/Visit	Avg. Time on Site	% New Visits	Bounce Rate
United States					
March 1, 2009 - March 31, 2009	55,389	5.37	00:04:17	77.91%	29.34%
March 1, 2008 - March 31, 2008	50,501	4.64	00:03:44	76.77%	25.43%
% Change	9.68%	15.77%	14.54%	1.48%	15.35%
Canada					
March 1, 2009 - March 31, 2009	828	4.92	00:03:48	80.07%	34.30%
March 1, 2008 - March 31, 2008	835	4.60	00:03:19	78.32%	25.87%
% Change	-0.84%	7.07%	14.31%	2.23%	32.59%
United Kingdom					
March 1, 2009 - March 31, 2009	413	4.64	00:03:55	72.64%	40.44%

March 1, 2008 - March 31, 2008	313	3.76	00:02:29	79.55%	29.71%
% Change	31.95%	23.48%	57.64%	-8.69%	36.09%
Germany					
March 1, 2009 - March 31, 2009	161	4.16	00:04:03	78.26%	36.02%
March 1, 2008 - March 31, 2008	182	3.96	00:03:25	75.27%	28.02%
% Change	-11.54%	5.19%	18.25%	3.97%	28.56%
France					
March 1, 2009 - March 31, 2009	46	3.76	00:02:20	78.26%	47.83%
March 1, 2008 - March 31, 2008	42	4.45	00:03:57	83.33%	33.33%
% Change	9.52%	-15.53%	-40.97%	-6.09%	43.48%
Belgium					
March 1, 2009 - March 31, 2009	36	4.75	00:03:50	77.78%	47.22%
March 1, 2008 - March 31, 2008	20	3.25	00:02:29	100.00%	30.00%
% Change	80.00%	46.15%	54.30%	-22.22%	57.41%
Switzerland					
March 1, 2009 - March 31, 2009	34	4.29	00:02:45	85.29%	41.18%
March 1, 2008 - March 31, 2008	37	4.78	00:04:16	94.59%	27.03%
% Change	-8.11%	-10.24%	-35.70%	-9.83%	52.35%
Netherlands					
March 1, 2009 - March 31, 2009	33	2.67	00:02:08	84.85%	57.58%
March 1, 2008 - March 31, 2008	34	3.50	00:02:48	91.18%	32.35%
% Change	-2.94%	-23.81%	-23.54%	-6.94%	77.96%
Ireland					
March 1, 2009 - March 31, 2009	29	2.31	00:00:55	93.10%	65.52%
March 1, 2008 - March 31, 2008	27	3.70	00:03:40	81.48%	33.33%
% Change	7.41%	-37.62%	-75.12%	14.26%	96.55%
Spain					
March 1, 2009 - March 31, 2009	28	4.54	00:03:13	82.14%	42.86%
March 1, 2008 - March 31, 2008	19	2.58	00:01:38	89.47%	57.89%
% Change	47.37%	75.87%	97.40%	-8.19%	-25.97%

1 - 10 of 119